

Woodbury University

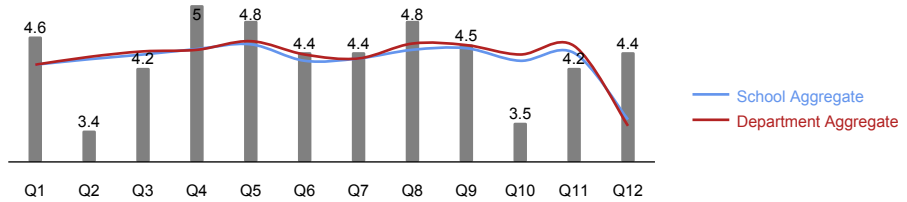
2016 Spring Course Evaluation

Course: 2016_SPRING_MGMT.336.S1: 2016_SPRING_MGMT.336.S1

Instructor: Nathan Garrett *

At A Glance : At a Glance Report

- Strongly Agree
- Agree
- Neutral
- Disagree
- Strongly disagree



- Q1 - I find the course intellectually challenging and stimulating
- Q2 - I learned and now understand the course materials
- Q3 - Instructor has a genuine interest in individual students
- Q4 - Instructor is adequately accessible to students after class or during office hours
- Q5 - Instructor is enthusiastic about teaching the course
- Q6 - Feedback on coursework, including examinations and graded materials, is valuable
- Q7 - Methods of evaluating student work are fair and appropriate
- Q8 - The instructor is well prepared and explains material carefully
- Q9 - Students are encouraged to express their own ideas and/or question the instructor
- Q10 - Overall, this course is very good
- Q11 - Overall, this instructor is very good
- Q12 - The course workload is

1 - I find the course intellectually challenging and stimulating

| Response Option | Weight | Frequency | Percent | Percent Responses | | | | Means | | | |
|--------------------|-------------|------------|---------------|-------------------------|-------------|------------|---------------|-----------------------------|-------------|------------------|----------------------|
| Strongly Agree | (5) | 3 | 60% | | | | | 4.60 | 4.24 | 4.24 | |
| Agree | (4) | 2 | 40% | | | | | | | | |
| Neutral | (3) | 0 | 0% | | | | | | | | |
| Disagree | (2) | 0 | 0% | | | | | | | | |
| Strongly disagree | (1) | 0 | 0% | | | | | | | | |
| | | | | 0 | 25 | 50 | 75 | 100 | Instructor | School Aggregate | Department Aggregate |
| Return Rate | Mean | STD | Median | School Aggregate | Mean | STD | Median | Department Aggregate | Mean | STD | Median |
| 5/10 (50%) | 4.60 | 0.55 | 5.00 | 498 | 4.24 | 0.99 | 5.00 | 226 | 4.24 | 0.96 | 4.00 |

2 - I learned and now understand the course materials

| Response Option | Weight | Frequency | Percent | Percent Responses | | | | Means | | | |
|--------------------|-------------|------------|---------------|-------------------------|-------------|------------|---------------|-----------------------------|-------------|------------------|----------------------|
| Strongly Agree | (5) | 1 | 20% | | | | | 3.40 | 4.31 | 4.34 | |
| Agree | (4) | 1 | 20% | | | | | | | | |
| Neutral | (3) | 2 | 40% | | | | | | | | |
| Disagree | (2) | 1 | 20% | | | | | | | | |
| Strongly disagree | (1) | 0 | 0% | | | | | | | | |
| | | | | 0 | 25 | 50 | 75 | 100 | Instructor | School Aggregate | Department Aggregate |
| Return Rate | Mean | STD | Median | School Aggregate | Mean | STD | Median | Department Aggregate | Mean | STD | Median |
| 5/10 (50%) | 3.40 | 1.14 | 3.00 | 491 | 4.31 | 0.98 | 5.00 | 220 | 4.34 | 0.93 | 5.00 |

Woodbury University
2016 Spring Course Evaluation

Course: 2016_SPRING_MGMT.336.S1: 2016_SPRING_MGMT.336.S1

Instructor: Nathan Garrett *

| 3 - Instructor has a genuine interest in individual students | | | | | | | | | | | | |
|--|--------|-----------|---------|-------------------|------|------|--------|----------------------|------------|------------------|----------------------|--|
| Nathan Garrett | | | | | | | | | | | | |
| Response Option | Weight | Frequency | Percent | Percent Responses | | | | | Means | | | |
| Strongly Agree | (5) | 3 | 60% | | | | | | 4.20 | 4.37 | 4.41 | |
| Agree | (4) | 1 | 20% | | | | | | | | | |
| Neutral | (3) | 0 | 0% | | | | | | | | | |
| Disagree | (2) | 1 | 20% | | | | | | | | | |
| Strongly disagree | (1) | 0 | 0% | | | | | | | | | |
| | | | | 0 | 25 | 50 | 75 | 100 | Instructor | School Aggregate | Department Aggregate | |
| Return Rate | Mean | STD | Median | School Aggregate | Mean | STD | Median | Department Aggregate | Mean | STD | Median | |
| 5/10 (50%) | 4.20 | 1.30 | 5.00 | 492 | 4.37 | 1.03 | 5.00 | 220 | 4.41 | 0.99 | 5.00 | |

| 4 - Instructor is adequately accessible to students after class or during office hours | | | | | | | | | | | | |
|--|--------|-----------|---------|-------------------|------|------|--------|----------------------|------------|------------------|----------------------|--|
| Nathan Garrett | | | | | | | | | | | | |
| Response Option | Weight | Frequency | Percent | Percent Responses | | | | | Means | | | |
| Strongly Agree | (5) | 5 | 100% | | | | | | 5.00 | 4.44 | 4.43 | |
| Agree | (4) | 0 | 0% | | | | | | | | | |
| Neutral | (3) | 0 | 0% | | | | | | | | | |
| Disagree | (2) | 0 | 0% | | | | | | | | | |
| Strongly disagree | (1) | 0 | 0% | | | | | | | | | |
| | | | | 0 | 25 | 50 | 75 | 100 | Instructor | School Aggregate | Department Aggregate | |
| Return Rate | Mean | STD | Median | School Aggregate | Mean | STD | Median | Department Aggregate | Mean | STD | Median | |
| 5/10 (50%) | 5.00 | 0.00 | 5.00 | 493 | 4.44 | 0.93 | 5.00 | 222 | 4.43 | 0.94 | 5.00 | |

| 5 - Instructor is enthusiastic about teaching the course | | | | | | | | | | | | |
|--|--------|-----------|---------|-------------------|------|------|--------|----------------------|------------|------------------|----------------------|--|
| Nathan Garrett | | | | | | | | | | | | |
| Response Option | Weight | Frequency | Percent | Percent Responses | | | | | Means | | | |
| Strongly Agree | (5) | 4 | 80% | | | | | | 4.80 | 4.50 | 4.54 | |
| Agree | (4) | 1 | 20% | | | | | | | | | |
| Neutral | (3) | 0 | 0% | | | | | | | | | |
| Disagree | (2) | 0 | 0% | | | | | | | | | |
| Strongly disagree | (1) | 0 | 0% | | | | | | | | | |
| | | | | 0 | 25 | 50 | 75 | 100 | Instructor | School Aggregate | Department Aggregate | |
| Return Rate | Mean | STD | Median | School Aggregate | Mean | STD | Median | Department Aggregate | Mean | STD | Median | |
| 5/10 (50%) | 4.80 | 0.45 | 5.00 | 487 | 4.50 | 0.91 | 5.00 | 219 | 4.54 | 0.85 | 5.00 | |

| 6 - Feedback on coursework, including examinations and graded materials, is valuable | | | | | | | | | | | | |
|--|--------|-----------|---------|-------------------|------|------|--------|----------------------|------------|------------------|----------------------|--|
| Response Option | Weight | Frequency | Percent | Percent Responses | | | | | Means | | | |
| Strongly Agree | (5) | 4 | 80% | | | | | | 4.40 | 4.29 | 4.37 | |
| Agree | (4) | 0 | 0% | | | | | | | | | |
| Neutral | (3) | 0 | 0% | | | | | | | | | |
| Disagree | (2) | 1 | 20% | | | | | | | | | |
| Strongly disagree | (1) | 0 | 0% | | | | | | | | | |
| | | | | 0 | 25 | 50 | 75 | 100 | Instructor | School Aggregate | Department Aggregate | |
| Return Rate | Mean | STD | Median | School Aggregate | Mean | STD | Median | Department Aggregate | Mean | STD | Median | |
| 5/10 (50%) | 4.40 | 1.34 | 5.00 | 490 | 4.29 | 1.05 | 5.00 | 221 | 4.37 | 0.98 | 5.00 | |

Woodbury University
2016 Spring Course Evaluation

Course: 2016_SPRING_MGMT.336.S1: 2016_SPRING_MGMT.336.S1

Instructor: Nathan Garrett *

| 7 - Methods of evaluating student work are fair and appropriate | | | | | | | | | | | | |
|---|------|--------|-----------|------------------|-------------------|------|--------|----------------------|------|------------|------------------|----------------------|
| Response Option | | Weight | Frequency | Percent | Percent Responses | | | Means | | | | |
| Strongly Agree | | (5) | 4 | 80% | | | | 4.40 | 4.32 | 4.32 | | |
| Agree | | (4) | 0 | 0% | | | | | | | | |
| Neutral | | (3) | 0 | 0% | | | | | | | | |
| Disagree | | (2) | 1 | 20% | | | | | | | | |
| Strongly disagree | | (1) | 0 | 0% | | | | | | | | |
| | | | | | 0 | 25 | 50 | 75 | 100 | Instructor | School Aggregate | Department Aggregate |
| Return Rate | Mean | STD | Median | School Aggregate | Mean | STD | Median | Department Aggregate | Mean | STD | Median | |
| 5/10 (50%) | 4.40 | 1.34 | 5.00 | 489 | 4.32 | 0.98 | 5.00 | 220 | 4.32 | 1.00 | 5.00 | |

| 8 - The instructor is well prepared and explains material carefully | | | | | | | | | | | | |
|---|------|--------|-----------|------------------|-------------------|------|--------|----------------------|------|------------|------------------|----------------------|
| Nathan Garrett | | | | | | | | | | | | |
| Response Option | | Weight | Frequency | Percent | Percent Responses | | | Means | | | | |
| Strongly Agree | | (5) | 4 | 80% | | | | 4.80 | 4.43 | 4.51 | | |
| Agree | | (4) | 1 | 20% | | | | | | | | |
| Neutral | | (3) | 0 | 0% | | | | | | | | |
| Disagree | | (2) | 0 | 0% | | | | | | | | |
| Strongly disagree | | (1) | 0 | 0% | | | | | | | | |
| | | | | | 0 | 25 | 50 | 75 | 100 | Instructor | School Aggregate | Department Aggregate |
| Return Rate | Mean | STD | Median | School Aggregate | Mean | STD | Median | Department Aggregate | Mean | STD | Median | |
| 5/10 (50%) | 4.80 | 0.45 | 5.00 | 492 | 4.43 | 0.96 | 5.00 | 222 | 4.51 | 0.83 | 5.00 | |

| 9 - Students are encouraged to express their own ideas and/or question the instructor | | | | | | | | | | | | |
|---|------|--------|-----------|------------------|-------------------|------|--------|----------------------|------|------------|------------------|----------------------|
| Response Option | | Weight | Frequency | Percent | Percent Responses | | | Means | | | | |
| Strongly Agree | | (5) | 3 | 75% | | | | 4.50 | 4.45 | 4.49 | | |
| Agree | | (4) | 0 | 0% | | | | | | | | |
| Neutral | | (3) | 1 | 25% | | | | | | | | |
| Disagree | | (2) | 0 | 0% | | | | | | | | |
| Strongly disagree | | (1) | 0 | 0% | | | | | | | | |
| | | | | | 0 | 25 | 50 | 75 | 100 | Instructor | School Aggregate | Department Aggregate |
| Return Rate | Mean | STD | Median | School Aggregate | Mean | STD | Median | Department Aggregate | Mean | STD | Median | |
| 4/10 (40%) | 4.50 | 1.00 | 5.00 | 489 | 4.45 | 0.92 | 5.00 | 217 | 4.49 | 0.84 | 5.00 | |

| 10 - Overall, this course is very good | | | | | | | | | | | | |
|--|------|--------|-----------|------------------|-------------------|------|--------|----------------------|------|------------|------------------|----------------------|
| Response Option | | Weight | Frequency | Percent | Percent Responses | | | Means | | | | |
| Strongly Agree | | (5) | 1 | 25% | | | | 3.50 | 4.29 | 4.37 | | |
| Agree | | (4) | 1 | 25% | | | | | | | | |
| Neutral | | (3) | 1 | 25% | | | | | | | | |
| Disagree | | (2) | 1 | 25% | | | | | | | | |
| Strongly disagree | | (1) | 0 | 0% | | | | | | | | |
| | | | | | 0 | 25 | 50 | 75 | 100 | Instructor | School Aggregate | Department Aggregate |
| Return Rate | Mean | STD | Median | School Aggregate | Mean | STD | Median | Department Aggregate | Mean | STD | Median | |
| 4/10 (40%) | 3.50 | 1.29 | 3.50 | 490 | 4.29 | 1.06 | 5.00 | 220 | 4.37 | 0.96 | 5.00 | |

Woodbury University
2016 Spring Course Evaluation

Course: 2016_SPRING_MGMT.336.S1: 2016_SPRING_MGMT.336.S1

Instructor: Nathan Garrett *

11 - Overall, this instructor is very good

Nathan Garrett

| Response Option | Weight | Frequency | Percent | Percent Responses | | | Means | | | | |
|-------------------|--------|-----------|---------|-------------------|------|------|--------|----------------------|------------|------------------|----------------------|
| Strongly Agree | (5) | 2 | 40% | | | | 4.20 | 4.39 | 4.48 | | |
| Agree | (4) | 2 | 40% | | | | | | | | |
| Neutral | (3) | 1 | 20% | | | | | | | | |
| Disagree | (2) | 0 | 0% | | | | | | | | |
| Strongly disagree | (1) | 0 | 0% | | | | | | | | |
| | | | | 0 | 25 | 50 | 75 | 100 | Instructor | School Aggregate | Department Aggregate |
| Return Rate | Mean | STD | Median | School Aggregate | Mean | STD | Median | Department Aggregate | Mean | STD | Median |
| 5/10 (50%) | 4.20 | 0.84 | 4.00 | 487 | 4.39 | 1.02 | 5.00 | 221 | 4.48 | 0.95 | 5.00 |

12 - The course workload is

| Response Option | Weight | Frequency | Percent | Percent Responses | | | Means | | | | |
|-----------------|--------|-----------|---------|-------------------|------|------|--------|----------------------|------------|------------------|----------------------|
| Extremely heavy | (5) | 2 | 40% | | | | 4.40 | 3.54 | 3.46 | | |
| Heavy | (4) | 3 | 60% | | | | | | | | |
| Appropriate | (3) | 0 | 0% | | | | | | | | |
| Light | (2) | 0 | 0% | | | | | | | | |
| Extremely light | (1) | 0 | 0% | | | | | | | | |
| | | | | 0 | 25 | 50 | 75 | 100 | Instructor | School Aggregate | Department Aggregate |
| Return Rate | Mean | STD | Median | School Aggregate | Mean | STD | Median | Department Aggregate | Mean | STD | Median |
| 5/10 (50%) | 4.40 | 0.55 | 4.00 | 493 | 3.54 | 0.83 | 3.00 | 221 | 3.46 | 0.79 | 3.00 |

13 - Do you have any other recommendations?

Return Rate 1/10 (10%)

• Perhaps altering/lowering the weight of the CAPSIM section for the grade of the course would be more appreciated by pupils who are struggling with this aspect of the class. Otherwise, this class has been very useful!

Woodbury University

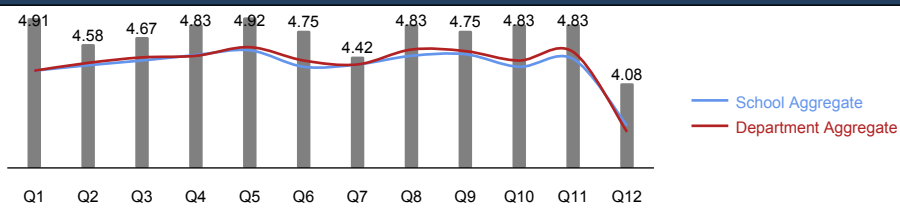
2016 Spring Course Evaluation

Course: 2016_SPRING_MGMT.336.S2: 2016_SPRING_MGMT.336.S2

Instructor: Nathan Garrett *

At A Glance : At a Glance Report

| |
|-------------------|
| Strongly Agree |
| Agree |
| Neutral |
| Disagree |
| Strongly disagree |



- Q1 - I find the course intellectually challenging and stimulating
- Q2 - I learned and now understand the course materials
- Q3 - Instructor has a genuine interest in individual students
- Q4 - Instructor is adequately accessible to students after class or during office hours
- Q5 - Instructor is enthusiastic about teaching the course
- Q6 - Feedback on coursework, including examinations and graded materials, is valuable
- Q7 - Methods of evaluating student work are fair and appropriate
- Q8 - The instructor is well prepared and explains material carefully
- Q9 - Students are encouraged to express their own ideas and/or question the instructor
- Q10 - Overall, this course is very good
- Q11 - Overall, this instructor is very good
- Q12 - The course workload is

1 - I find the course intellectually challenging and stimulating

| Response Option | Weight | Frequency | Percent | Percent Responses | | | | Means | | | |
|--------------------|-------------|------------|---------------|---|-------------|------------|---------------|-----------------------------|------------------|----------------------|---------------|
| Strongly Agree | (5) | 10 | 90.91% | [Bar chart showing 90.91% for Strongly Agree] | | | | Instructor | School Aggregate | Department Aggregate | |
| Agree | (4) | 1 | 9.09% | [Bar chart showing 9.09% for Agree] | | | | 4.91 | 4.24 | 4.24 | |
| Neutral | (3) | 0 | 0% | [Bar chart showing 0% for Neutral] | | | | | | | |
| Disagree | (2) | 0 | 0% | [Bar chart showing 0% for Disagree] | | | | | | | |
| Strongly disagree | (1) | 0 | 0% | [Bar chart showing 0% for Strongly disagree] | | | | | | | |
| Return Rate | Mean | STD | Median | School Aggregate | Mean | STD | Median | Department Aggregate | Mean | STD | Median |
| 11/16 (68.75%) | 4.91 | 0.30 | 5.00 | 498 | 4.24 | 0.99 | 5.00 | 226 | 4.24 | 0.96 | 4.00 |

* There is a lot about excel and word especially that I did not know. This has already been beneficial to me throughout work and school. I feel like this course will be extremely helpful at the beginning of a student's educational experience.

2 - I learned and now understand the course materials

| Response Option | Weight | Frequency | Percent | Percent Responses | | | | Means | | | |
|--------------------|-------------|------------|---------------|---|-------------|------------|---------------|-----------------------------|------------------|----------------------|---------------|
| Strongly Agree | (5) | 7 | 58.33% | [Bar chart showing 58.33% for Strongly Agree] | | | | Instructor | School Aggregate | Department Aggregate | |
| Agree | (4) | 5 | 41.67% | [Bar chart showing 41.67% for Agree] | | | | 4.58 | 4.31 | 4.34 | |
| Neutral | (3) | 0 | 0% | [Bar chart showing 0% for Neutral] | | | | | | | |
| Disagree | (2) | 0 | 0% | [Bar chart showing 0% for Disagree] | | | | | | | |
| Strongly disagree | (1) | 0 | 0% | [Bar chart showing 0% for Strongly disagree] | | | | | | | |
| Return Rate | Mean | STD | Median | School Aggregate | Mean | STD | Median | Department Aggregate | Mean | STD | Median |
| 12/16 (75%) | 4.58 | 0.51 | 5.00 | 491 | 4.31 | 0.98 | 5.00 | 220 | 4.34 | 0.93 | 5.00 |

Woodbury University
2016 Spring Course Evaluation

Course: 2016_SPRING_MGMT.336.S2: 2016_SPRING_MGMT.336.S2

Instructor: Nathan Garrett *

3 - Instructor has a genuine interest in individual students

Nathan Garrett

| Response Option | Weight | Frequency | Percent | Percent Responses | | | Means | | | | |
|--------------------|-------------|------------|---------------|-------------------------|-------------|------------|---------------|-----------------------------|-------------|------------|---------------|
| Strongly Agree | (5) | 9 | 75% | | | | | | | | |
| Agree | (4) | 2 | 16.67% | | | | | | | | |
| Neutral | (3) | 1 | 8.33% | | | | | | | | |
| Disagree | (2) | 0 | 0% | | | | | | | | |
| Strongly disagree | (1) | 0 | 0% | | | | | | | | |
| Return Rate | Mean | STD | Median | School Aggregate | Mean | STD | Median | Department Aggregate | Mean | STD | Median |
| 12/16 (75%) | 4.67 | 0.65 | 5.00 | 492 | 4.37 | 1.03 | 5.00 | 220 | 4.41 | 0.99 | 5.00 |

- Professor garrett is always there for you and genuinely cares about your performance in the course. He schedules meetings with students to ensure a solid grade and understanding of the course.
- One of the most helpful professors at Woodbury.

4 - Instructor is adequately accessible to students after class or during office hours

Nathan Garrett

| Response Option | Weight | Frequency | Percent | Percent Responses | | | Means | | | | |
|--------------------|-------------|------------|---------------|-------------------------|-------------|------------|---------------|-----------------------------|-------------|------------|---------------|
| Strongly Agree | (5) | 10 | 83.33% | | | | | | | | |
| Agree | (4) | 2 | 16.67% | | | | | | | | |
| Neutral | (3) | 0 | 0% | | | | | | | | |
| Disagree | (2) | 0 | 0% | | | | | | | | |
| Strongly disagree | (1) | 0 | 0% | | | | | | | | |
| Return Rate | Mean | STD | Median | School Aggregate | Mean | STD | Median | Department Aggregate | Mean | STD | Median |
| 12/16 (75%) | 4.83 | 0.39 | 5.00 | 493 | 4.44 | 0.93 | 5.00 | 222 | 4.43 | 0.94 | 5.00 |

- Professor is constantly making a point to let students know that he is more than willing to meet to discuss the course privately.
- Office hours are flexible and convenient
- Always willing to schedule time for student who need help. Even a whole hour.

5 - Instructor is enthusiastic about teaching the course

Nathan Garrett

| Response Option | Weight | Frequency | Percent | Percent Responses | | | Means | | | | |
|--------------------|-------------|------------|---------------|-------------------------|-------------|------------|---------------|-----------------------------|-------------|------------|---------------|
| Strongly Agree | (5) | 11 | 91.67% | | | | | | | | |
| Agree | (4) | 1 | 8.33% | | | | | | | | |
| Neutral | (3) | 0 | 0% | | | | | | | | |
| Disagree | (2) | 0 | 0% | | | | | | | | |
| Strongly disagree | (1) | 0 | 0% | | | | | | | | |
| Return Rate | Mean | STD | Median | School Aggregate | Mean | STD | Median | Department Aggregate | Mean | STD | Median |
| 12/16 (75%) | 4.92 | 0.29 | 5.00 | 487 | 4.50 | 0.91 | 5.00 | 219 | 4.54 | 0.85 | 5.00 |

- Funny, helps learning stale information slightly less painful.

Woodbury University

2016 Spring Course Evaluation

Course: 2016_SPRING_MGMT.336.S2: 2016_SPRING_MGMT.336.S2

Instructor: Nathan Garrett *

6 - Feedback on coursework, including examinations and graded materials, is valuable

| Response Option | Weight | Frequency | Percent | Percent Responses | | | Means | | | | |
|-------------------|--------|-----------|---------|-------------------|------|------|--------|----------------------|------------|------------------|----------------------|
| Strongly Agree | (5) | 9 | 75% | | | | 4.75 | 4.29 | 4.37 | | |
| Agree | (4) | 3 | 25% | | | | | | | | |
| Neutral | (3) | 0 | 0% | | | | | | | | |
| Disagree | (2) | 0 | 0% | | | | | | | | |
| Strongly disagree | (1) | 0 | 0% | | | | | | | | |
| | | | | 0 | 25 | 50 | 75 | 100 | Instructor | School Aggregate | Department Aggregate |
| Return Rate | Mean | STD | Median | School Aggregate | Mean | STD | Median | Department Aggregate | Mean | STD | Median |
| 12/16 (75%) | 4.75 | 0.45 | 5.00 | 490 | 4.29 | 1.05 | 5.00 | 221 | 4.37 | 0.98 | 5.00 |

• Learned a lot from all his constructive criticism during our mock presentations.

7 - Methods of evaluating student work are fair and appropriate

| Response Option | Weight | Frequency | Percent | Percent Responses | | | Means | | | | |
|-------------------|--------|-----------|---------|-------------------|------|------|--------|----------------------|------------|------------------|----------------------|
| Strongly Agree | (5) | 7 | 58.33% | | | | 4.42 | 4.32 | 4.32 | | |
| Agree | (4) | 3 | 25% | | | | | | | | |
| Neutral | (3) | 2 | 16.67% | | | | | | | | |
| Disagree | (2) | 0 | 0% | | | | | | | | |
| Strongly disagree | (1) | 0 | 0% | | | | | | | | |
| | | | | 0 | 25 | 50 | 75 | 100 | Instructor | School Aggregate | Department Aggregate |
| Return Rate | Mean | STD | Median | School Aggregate | Mean | STD | Median | Department Aggregate | Mean | STD | Median |
| 12/16 (75%) | 4.42 | 0.79 | 5.00 | 489 | 4.32 | 0.98 | 5.00 | 220 | 4.32 | 1.00 | 5.00 |

8 - The instructor is well prepared and explains material carefully

Nathan Garrett

| Response Option | Weight | Frequency | Percent | Percent Responses | | | Means | | | | |
|-------------------|--------|-----------|---------|-------------------|------|------|--------|----------------------|------------|------------------|----------------------|
| Strongly Agree | (5) | 10 | 83.33% | | | | 4.83 | 4.43 | 4.51 | | |
| Agree | (4) | 2 | 16.67% | | | | | | | | |
| Neutral | (3) | 0 | 0% | | | | | | | | |
| Disagree | (2) | 0 | 0% | | | | | | | | |
| Strongly disagree | (1) | 0 | 0% | | | | | | | | |
| | | | | 0 | 25 | 50 | 75 | 100 | Instructor | School Aggregate | Department Aggregate |
| Return Rate | Mean | STD | Median | School Aggregate | Mean | STD | Median | Department Aggregate | Mean | STD | Median |
| 12/16 (75%) | 4.83 | 0.39 | 5.00 | 492 | 4.43 | 0.96 | 5.00 | 222 | 4.51 | 0.83 | 5.00 |

9 - Students are encouraged to express their own ideas and/or question the instructor

| Response Option | Weight | Frequency | Percent | Percent Responses | | | Means | | | | |
|-------------------|--------|-----------|---------|-------------------|------|------|--------|----------------------|------------|------------------|----------------------|
| Strongly Agree | (5) | 9 | 75% | | | | 4.75 | 4.45 | 4.49 | | |
| Agree | (4) | 3 | 25% | | | | | | | | |
| Neutral | (3) | 0 | 0% | | | | | | | | |
| Disagree | (2) | 0 | 0% | | | | | | | | |
| Strongly disagree | (1) | 0 | 0% | | | | | | | | |
| | | | | 0 | 25 | 50 | 75 | 100 | Instructor | School Aggregate | Department Aggregate |
| Return Rate | Mean | STD | Median | School Aggregate | Mean | STD | Median | Department Aggregate | Mean | STD | Median |
| 12/16 (75%) | 4.75 | 0.45 | 5.00 | 489 | 4.45 | 0.92 | 5.00 | 217 | 4.49 | 0.84 | 5.00 |

Woodbury University

2016 Spring Course Evaluation

Course: 2016_SPRING_MGMT.336.S2: 2016_SPRING_MGMT.336.S2

Instructor: Nathan Garrett *

10 - Overall, this course is very good

| Response Option | Weight | Frequency | Percent | Percent Responses | Means | | | | | | |
|-------------------|--------|-----------|---------|-------------------|------------|------------------|----------------------|----------------------|------|------|--------|
| Strongly Agree | (5) | 10 | 83.33% | | | 4.83 | 4.29 | 4.37 | | | |
| Agree | (4) | 2 | 16.67% | | | | | | | | |
| Neutral | (3) | 0 | 0% | | | | | | | | |
| Disagree | (2) | 0 | 0% | | | | | | | | |
| Strongly disagree | (1) | 0 | 0% | | | | | | | | |
| 0 25 50 75 100 | | | | | Instructor | School Aggregate | Department Aggregate | | | | |
| Return Rate | Mean | STD | Median | School Aggregate | Mean | STD | Median | Department Aggregate | Mean | STD | Median |
| 12/16 (75%) | 4.83 | 0.39 | 5.00 | 490 | 4.29 | 1.06 | 5.00 | 220 | 4.37 | 0.96 | 5.00 |

• Too much BRAND NEW (simulation and excel) material to progress as quickly as we do. Too much material

11 - Overall, this instructor is very good

Nathan Garrett

| Response Option | Weight | Frequency | Percent | Percent Responses | Means | | | | | | |
|-------------------|--------|-----------|---------|-------------------|------------|------------------|----------------------|----------------------|------|------|--------|
| Strongly Agree | (5) | 10 | 83.33% | | | 4.83 | 4.39 | 4.48 | | | |
| Agree | (4) | 2 | 16.67% | | | | | | | | |
| Neutral | (3) | 0 | 0% | | | | | | | | |
| Disagree | (2) | 0 | 0% | | | | | | | | |
| Strongly disagree | (1) | 0 | 0% | | | | | | | | |
| 0 25 50 75 100 | | | | | Instructor | School Aggregate | Department Aggregate | | | | |
| Return Rate | Mean | STD | Median | School Aggregate | Mean | STD | Median | Department Aggregate | Mean | STD | Median |
| 12/16 (75%) | 4.83 | 0.39 | 5.00 | 487 | 4.39 | 1.02 | 5.00 | 221 | 4.48 | 0.95 | 5.00 |

• Happily take a course with him again and I am confident I would actually learn (he takes the time and is VERY helpful) and feel mentally challenged.

12 - The course workload is

| Response Option | Weight | Frequency | Percent | Percent Responses | Means | | | | | | |
|-----------------|--------|-----------|---------|-------------------|------------|------------------|----------------------|----------------------|------|------|--------|
| Extremely heavy | (5) | 3 | 25% | | | 4.08 | 3.54 | 3.46 | | | |
| Heavy | (4) | 7 | 58.33% | | | | | | | | |
| Appropriate | (3) | 2 | 16.67% | | | | | | | | |
| Light | (2) | 0 | 0% | | | | | | | | |
| Extremely light | (1) | 0 | 0% | | | | | | | | |
| 0 25 50 75 100 | | | | | Instructor | School Aggregate | Department Aggregate | | | | |
| Return Rate | Mean | STD | Median | School Aggregate | Mean | STD | Median | Department Aggregate | Mean | STD | Median |
| 12/16 (75%) | 4.08 | 0.67 | 4.00 | 493 | 3.54 | 0.83 | 3.00 | 221 | 3.46 | 0.79 | 3.00 |

• The course workload felt like it became extremely heavy towards the end considering all the exams we have to take as well as Capsim, but I understand why the course work is in this order.

13 - Do you have any other recommendations?

| Return Rate | 3/16 (18.75%) |
|--|---------------|
| <ul style="list-style-type: none"> • Capsim is fun despite people's hatred towards it • Highly recommended Professor Garrett for Mgmt 366. Even though, the course is a work load you gain knowledge and a better understanding of the course. I know I will definitely be using excel spreadsheets in a business environment. • The workload is a bit much for brand new material. All portions of the class were useful and valuable. | |

Woodbury University

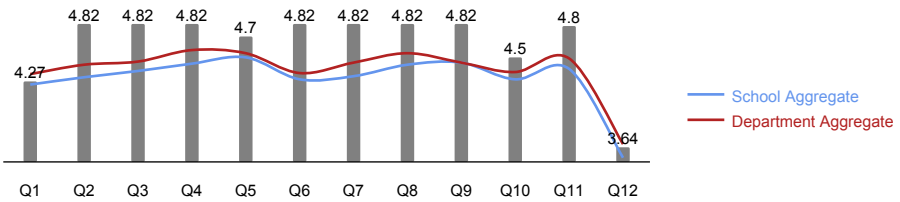
2016 Spring Course Evaluation

Course: 2016_SPRING_WMBA.509.BU: 2016_SPRING_WMBA.509.BU

Instructor: Nathan Garrett *

At A Glance : At a Glance Report

- Strongly Agree
- Agree
- Neutral
- Disagree
- Strongly disagree



- Q1 - I find the course intellectually challenging and stimulating
- Q2 - I learned and now understand the course materials
- Q3 - Instructor has a genuine interest in individual students
- Q4 - Instructor is adequately accessible to students after class or during office hours
- Q5 - Instructor is enthusiastic about teaching the course
- Q6 - Feedback on coursework, including examinations and graded materials, is valuable
- Q7 - Methods of evaluating student work are fair and appropriate
- Q8 - The instructor is well prepared and explains material carefully
- Q9 - Students are encouraged to express their own ideas and/or question the instructor
- Q10 - Overall, this course is very good
- Q11 - Overall, this instructor is very good
- Q12 - The course workload is

1 - I find the course intellectually challenging and stimulating

| Response Option | Weight | Frequency | Percent | Percent Responses | | | | Means | | | |
|--------------------|-------------|------------|---------------|-------------------------|-------------|------------|---------------|-----------------------------|-------------|------------------|----------------------|
| Strongly Agree | (5) | 7 | 63.64% | | | | | 4.27 | 4.24 | 4.34 | |
| Agree | (4) | 2 | 18.18% | | | | | | | | |
| Neutral | (3) | 0 | 0% | | | | | | | | |
| Disagree | (2) | 2 | 18.18% | | | | | | | | |
| Strongly disagree | (1) | 0 | 0% | | | | | | | | |
| | | | | 0 | 25 | 50 | 75 | 100 | Instructor | School Aggregate | Department Aggregate |
| Return Rate | Mean | STD | Median | School Aggregate | Mean | STD | Median | Department Aggregate | Mean | STD | Median |
| 11/18 (61.11%) | 4.27 | 1.19 | 5.00 | 498 | 4.24 | 0.99 | 5.00 | 145 | 4.34 | 1.02 | 5.00 |

- A lot of the Excel was review for me but the project management and the presentations are challenging and I am learning a lot.
- Unfortunately, my Excel knowledge was superior to what is taught in class. At least I found it more interesting and challenging the project management portion of the class.
- I believe that the course was intellectually challenging and stimulating. There wasn't a class where I don't feel like I didn't learn from the material that was being taught. The professor taught the course with care and detail where each student had the chance to learn.

2 - I learned and now understand the course materials

| Response Option | Weight | Frequency | Percent | Percent Responses | | | | Means | | | |
|--------------------|-------------|------------|---------------|-------------------------|-------------|------------|---------------|-----------------------------|-------------|------------------|----------------------|
| Strongly Agree | (5) | 10 | 90.91% | | | | | 4.82 | 4.31 | 4.43 | |
| Agree | (4) | 0 | 0% | | | | | | | | |
| Neutral | (3) | 1 | 9.09% | | | | | | | | |
| Disagree | (2) | 0 | 0% | | | | | | | | |
| Strongly disagree | (1) | 0 | 0% | | | | | | | | |
| | | | | 0 | 25 | 50 | 75 | 100 | Instructor | School Aggregate | Department Aggregate |
| Return Rate | Mean | STD | Median | School Aggregate | Mean | STD | Median | Department Aggregate | Mean | STD | Median |
| 11/18 (61.11%) | 4.82 | 0.60 | 5.00 | 491 | 4.31 | 0.98 | 5.00 | 144 | 4.43 | 0.91 | 5.00 |

- I have learned a lot in project management and hope this information will help me manage IT projects later in the future.
- I definitely learned and understand the material of the course. It appeared very clearly that the course was divided into two separate sections, where excel proficiency was being taught and the other aspect of project management was being introduced. The instructor of the course was able to teach this to the students in detail and address any questions each student had throughout the class time.
- Specially Excel on an advanced level

Woodbury University
2016 Spring Course Evaluation

Course: 2016_SPRING_WMBA.509.BU: 2016_SPRING_WMBA.509.BU

Instructor: Nathan Garrett *

3 - Instructor has a genuine interest in individual students

Nathan Garrett

| Response Option | Weight | Frequency | Percent | Percent Responses | | | Means | | | |
|-------------------|--------|-----------|---------|-------------------|--|--|-------|------|------|------|
| Strongly Agree | (5) | 10 | 90.91% | | | | | 4.82 | 4.37 | 4.46 |
| Agree | (4) | 0 | 0% | | | | | | | |
| Neutral | (3) | 1 | 9.09% | | | | | | | |
| Disagree | (2) | 0 | 0% | | | | | | | |
| Strongly disagree | (1) | 0 | 0% | | | | | | | |

| Return Rate | Mean | STD | Median | School Aggregate | Mean | STD | Median | Department Aggregate | Mean | STD | Median |
|----------------|------|------|--------|------------------|------|------|--------|----------------------|------|------|--------|
| 11/18 (61.11%) | 4.82 | 0.60 | 5.00 | 492 | 4.37 | 1.03 | 5.00 | 145 | 4.46 | 0.96 | 5.00 |

- He encourages asking questions and participating as well as showing interests in students learning by encouraging us to come to his office hours if we need help.
- He's really committed to make us learn and understand everything.
- The instructor had interest in the students learning and it became apparent from the start that he wanted each student to leave each class meeting with something learned.

4 - Instructor is adequately accessible to students after class or during office hours

Nathan Garrett

| Response Option | Weight | Frequency | Percent | Percent Responses | | | Means | | | |
|-------------------|--------|-----------|---------|-------------------|--|--|-------|------|------|------|
| Strongly Agree | (5) | 10 | 90.91% | | | | | 4.82 | 4.44 | 4.57 |
| Agree | (4) | 0 | 0% | | | | | | | |
| Neutral | (3) | 1 | 9.09% | | | | | | | |
| Disagree | (2) | 0 | 0% | | | | | | | |
| Strongly disagree | (1) | 0 | 0% | | | | | | | |

| Return Rate | Mean | STD | Median | School Aggregate | Mean | STD | Median | Department Aggregate | Mean | STD | Median |
|----------------|------|------|--------|------------------|------|------|--------|----------------------|------|------|--------|
| 11/18 (61.11%) | 4.82 | 0.60 | 5.00 | 493 | 4.44 | 0.93 | 5.00 | 144 | 4.57 | 0.87 | 5.00 |

- Instructor is available during office hours and replies to emails promptly.
- Yes, the professor was accessible to the students after class. He was available whenever students needed him and even made sure to work with the students schedule to get questions answered. He was very helpful with projects and clearly making sure the knowledge was there.

5 - Instructor is enthusiastic about teaching the course

Nathan Garrett

| Response Option | Weight | Frequency | Percent | Percent Responses | | | Means | | | |
|-------------------|--------|-----------|---------|-------------------|--|--|-------|------|------|------|
| Strongly Agree | (5) | 9 | 90% | | | | | 4.70 | 4.50 | 4.54 |
| Agree | (4) | 0 | 0% | | | | | | | |
| Neutral | (3) | 0 | 0% | | | | | | | |
| Disagree | (2) | 1 | 10% | | | | | | | |
| Strongly disagree | (1) | 0 | 0% | | | | | | | |

| Return Rate | Mean | STD | Median | School Aggregate | Mean | STD | Median | Department Aggregate | Mean | STD | Median |
|----------------|------|------|--------|------------------|------|------|--------|----------------------|------|------|--------|
| 10/18 (55.56%) | 4.70 | 0.95 | 5.00 | 487 | 4.50 | 0.91 | 5.00 | 142 | 4.54 | 0.95 | 5.00 |

- Yes, the instructor was enthusiastic about the course material and that showed through his teachings of the course material.

Woodbury University
2016 Spring Course Evaluation

Course: 2016_SPRING_WMBA.509.BU: 2016_SPRING_WMBA.509.BU

Instructor: Nathan Garrett *

6 - Feedback on coursework, including examinations and graded materials, is valuable

| Response Option | Weight | Frequency | Percent | Percent Responses | | | Means | | | | |
|-------------------|--------|-----------|---------|-------------------|------|------|--------|----------------------|------------|------------------|----------------------|
| Strongly Agree | (5) | 9 | 81.82% | | | | | | | | |
| Agree | (4) | 2 | 18.18% | | | | | | | | |
| Neutral | (3) | 0 | 0% | | | | | | | | |
| Disagree | (2) | 0 | 0% | | | | | | | | |
| Strongly disagree | (1) | 0 | 0% | | | | | | | | |
| | | | | 0 | 25 | 50 | 75 | 100 | Instructor | School Aggregate | Department Aggregate |
| Return Rate | Mean | STD | Median | School Aggregate | Mean | STD | Median | Department Aggregate | Mean | STD | Median |
| 11/18 (61.11%) | 4.82 | 0.40 | 5.00 | 490 | 4.29 | 1.05 | 5.00 | 144 | 4.35 | 1.01 | 5.00 |

- This is especially valuable for the feedback on our presentations. It helps us improve and become more comfortable presenting.
- Yes, his feedback on the course material was valuable. It was great how the profession weekly made sure to update us about where we stood in the class and what our grades were so that we were able to improve where necessary through-out the period of the course. In regards to examination, he would give us only a certain amount of time to complete and we were not able to go over that period which taught us how to manage the time that we are given (I believe that more professors should try and teach this because it does come into play in the real world). But, also it creates a sort of panic for the students if there computers shut down during the exam period. When students voiced their opinion regarding this he implemented another method and came up with an alternative plan where students were still able to submit a little late but would get points deducted. It showed that he was hearing us and was trying to work with the students.

7 - Methods of evaluating student work are fair and appropriate

| Response Option | Weight | Frequency | Percent | Percent Responses | | | Means | | | | |
|-------------------|--------|-----------|---------|-------------------|------|------|--------|----------------------|------------|------------------|----------------------|
| Strongly Agree | (5) | 9 | 81.82% | | | | | | | | |
| Agree | (4) | 2 | 18.18% | | | | | | | | |
| Neutral | (3) | 0 | 0% | | | | | | | | |
| Disagree | (2) | 0 | 0% | | | | | | | | |
| Strongly disagree | (1) | 0 | 0% | | | | | | | | |
| | | | | 0 | 25 | 50 | 75 | 100 | Instructor | School Aggregate | Department Aggregate |
| Return Rate | Mean | STD | Median | School Aggregate | Mean | STD | Median | Department Aggregate | Mean | STD | Median |
| 11/18 (61.11%) | 4.82 | 0.40 | 5.00 | 489 | 4.32 | 0.98 | 5.00 | 143 | 4.45 | 0.89 | 5.00 |

- Yes, I believe that his methods of evaluating students was fair and appropriate.

8 - The instructor is well prepared and explains material carefully

Nathan Garrett

| Response Option | Weight | Frequency | Percent | Percent Responses | | | Means | | | | |
|-------------------|--------|-----------|---------|-------------------|------|------|--------|----------------------|------------|------------------|----------------------|
| Strongly Agree | (5) | 10 | 90.91% | | | | | | | | |
| Agree | (4) | 0 | 0% | | | | | | | | |
| Neutral | (3) | 1 | 9.09% | | | | | | | | |
| Disagree | (2) | 0 | 0% | | | | | | | | |
| Strongly disagree | (1) | 0 | 0% | | | | | | | | |
| | | | | 0 | 25 | 50 | 75 | 100 | Instructor | School Aggregate | Department Aggregate |
| Return Rate | Mean | STD | Median | School Aggregate | Mean | STD | Median | Department Aggregate | Mean | STD | Median |
| 11/18 (61.11%) | 4.82 | 0.60 | 5.00 | 492 | 4.43 | 0.96 | 5.00 | 144 | 4.54 | 0.89 | 5.00 |

- Articulates well, and is understandable.
- Yes, he did explain the material carefully.

Woodbury University

2016 Spring Course Evaluation

Course: 2016_SPRING_WMBA.509.BU: 2016_SPRING_WMBA.509.BU

Instructor: Nathan Garrett *

9 - Students are encouraged to express their own ideas and/or question the instructor

| Response Option | Weight | Frequency | Percent | Percent Responses | | | Means | | | | |
|-------------------|--------|-----------|---------|-------------------|------|------|--------|----------------------|------------|------------------|----------------------|
| Strongly Agree | (5) | 10 | 90.91% | | | | | | | | |
| Agree | (4) | 0 | 0% | | | | | | | | |
| Neutral | (3) | 1 | 9.09% | | | | | | | | |
| Disagree | (2) | 0 | 0% | | | | | | | | |
| Strongly disagree | (1) | 0 | 0% | | | | | | | | |
| | | | | 0 | 25 | 50 | 75 | 100 | Instructor | School Aggregate | Department Aggregate |
| Return Rate | Mean | STD | Median | School Aggregate | Mean | STD | Median | Department Aggregate | Mean | STD | Median |
| 11/18 (61.11%) | 4.82 | 0.60 | 5.00 | 489 | 4.45 | 0.92 | 5.00 | 145 | 4.45 | 1.03 | 5.00 |

- Yes, he would encourage students to express their opinion on articles in class and outside of class (online discussion panel).
- The instructor encouraged us to speak up during this class.

10 - Overall, this course is very good

| Response Option | Weight | Frequency | Percent | Percent Responses | | | Means | | | | |
|-------------------|--------|-----------|---------|-------------------|------|------|--------|----------------------|------------|------------------|----------------------|
| Strongly Agree | (5) | 7 | 70% | | | | | | | | |
| Agree | (4) | 2 | 20% | | | | | | | | |
| Neutral | (3) | 0 | 0% | | | | | | | | |
| Disagree | (2) | 1 | 10% | | | | | | | | |
| Strongly disagree | (1) | 0 | 0% | | | | | | | | |
| | | | | 0 | 25 | 50 | 75 | 100 | Instructor | School Aggregate | Department Aggregate |
| Return Rate | Mean | STD | Median | School Aggregate | Mean | STD | Median | Department Aggregate | Mean | STD | Median |
| 10/18 (55.56%) | 4.50 | 0.97 | 5.00 | 490 | 4.29 | 1.06 | 5.00 | 143 | 4.36 | 1.04 | 5.00 |

- This has actually information and skills that are learned.
- Great course! Learned a lot and am interested more in project management aspect.

11 - Overall, this instructor is very good

Nathan Garrett

| Response Option | Weight | Frequency | Percent | Percent Responses | | | Means | | | | |
|-------------------|--------|-----------|---------|-------------------|------|------|--------|----------------------|------------|------------------|----------------------|
| Strongly Agree | (5) | 9 | 90% | | | | | | | | |
| Agree | (4) | 0 | 0% | | | | | | | | |
| Neutral | (3) | 1 | 10% | | | | | | | | |
| Disagree | (2) | 0 | 0% | | | | | | | | |
| Strongly disagree | (1) | 0 | 0% | | | | | | | | |
| | | | | 0 | 25 | 50 | 75 | 100 | Instructor | School Aggregate | Department Aggregate |
| Return Rate | Mean | STD | Median | School Aggregate | Mean | STD | Median | Department Aggregate | Mean | STD | Median |
| 10/18 (55.56%) | 4.80 | 0.63 | 5.00 | 487 | 4.39 | 1.02 | 5.00 | 144 | 4.49 | 0.96 | 5.00 |

- One of the best instructors I have had so far at Woodbury University. :)
- As he said in one class, in the MBA you expect to find professors that are really singular persons, and he is one of those, yet in a completely positive way.

Woodbury University

2016 Spring Course Evaluation

Course: 2016_SPRING_WMBA.509.BU: 2016_SPRING_WMBA.509.BU

Instructor: Nathan Garrett *

12 - The course workload is

| Response Option | Weight | Frequency | Percent | Percent Responses | Means | | | | | | |
|-----------------|--------|-----------|---------|-------------------|------------|------------------|----------------------|----------------------|------|------|--------|
| Extremely heavy | (5) | 3 | 27.27% | | | 3.64 | 3.54 | 3.67 | | | |
| Heavy | (4) | 2 | 18.18% | | | | | | | | |
| Appropriate | (3) | 5 | 45.45% | | | | | | | | |
| Light | (2) | 1 | 9.09% | | | | | | | | |
| Extremely light | (1) | 0 | 0% | | | | | | | | |
| | | | | 0 25 50 75 100 | Instructor | School Aggregate | Department Aggregate | | | | |
| Return Rate | Mean | STD | Median | School Aggregate | Mean | STD | Median | Department Aggregate | Mean | STD | Median |
| 11/18 (61.11%) | 3.64 | 1.03 | 3.00 | 493 | 3.54 | 0.83 | 3.00 | 145 | 3.67 | 0.91 | 4.00 |

- For me it was not really heavy, possibly due to my previous Excel background.
- The course workload was heavy but appropriate for an MBA course. Great experience overall!
- It is kind of challenging to fit Excel and Project Management into 7 weeks...I think it has to be one or the other learnt! Perhaps have the Advanced Excel as a separate course and the Project Management as an elective since it is very specialized.

13 - Do you have any other recommendations?

| Return Rate | 6/18 (33.33%) |
|--|---------------|
| <ul style="list-style-type: none"> • I'd increase the Excel requirements after the course is completed, since I assume that people expect from an MBA student not only a basic knowledge on Excel but also a medium-high level on how to use it, regardless of your previous background. • Maybe do at least one quiz, the first quiz together as a class. • I would have liked to learn more about project management. • I enjoyed the learning experience in this class, Dr. Garrett knows how to make teaching fun while focusing on our presentation skills and is enthusiastic about the subject. Since so much needs to be accomplished within 7 weeks, it would be ideal to have the project presentation due 1 week before the final exam. This will allow the student focus and peace of mind needed for the exam. • Professor Garrett is an excellent teacher and is very good at teaching the students step-by-step. He is excellent at his explanations. The video taping of the students presentation is valuable because we get to view ourselves and enhance our presentation skills. Many students complained about this but I don't think those students realize how valuable it is or will be in the future. I really enjoyed learning a lot about excel. The only thing I thought was strange was the Project Management portion. Within my course of work PM is done a bit differently so it was challenging following along within the class, I think a contributing factor to the PM challenge for me was that there was a disconnect with Excel/IT and Project Management. If this class was offered to graduating students to come and sit in for FREE after we graduate to re-learn or learn I would definatly come. The only intention would be to enhance our knowledge. • I enjoyed taking this class with Dr. Garrett. I believe this course would be more effective if it were to be split into two separate courses, one that taught Excel and one that taught Project Management. I feel that Dr. Garrett did a great job trying to fit both subjects into a short amount of time but if the course were 2 different courses we could have learned more. I think both topics are important and should not be condensed as they are. Overall the book was a bit boring at times but I feel as though I learned a lot from it. I really enjoyed the two articles we were assigned and thought those to be very beneficial in understanding what to do and what not to do in project management. The Excel lessons taught great material and Dr. Garrett was very knowledgeable however I wish there was time in the class to go more in depth on this topic. Most business positions require extensive knowledge of excel and I feel this is a very important topic to learn. I would have liked to see an entire class dedicated to this. The only thing that I was not so fond of in this class what the vagueness of the presentation description. A better description from the beginning on this assignment would help students tremendously. Thank you Dr. Garrett for the experience! | |