

Woodbury University

2015 Fall Course Evaluation

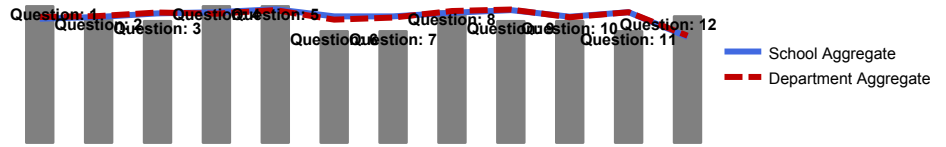
Course: 2015_FALL_MGMT.336.F1: 2015_FALL_MGMT.336.F1

Instructor: Nathan Garrett *

At A Glance

At a Glance Report

Strongly Agree
Agree
Neutral
Disagree
Strongly disagree



1 - I find the course intellectually challenging and stimulating

Response Option	Weight	Frequency	Percent	Percent Responses			Means				
Strongly Agree	(5)	5	83.33%	[Bar chart showing 83.33% for Strongly Agree]			4.67	4.21	4.27		
Agree	(4)	0	0%	[Bar chart showing 0% for Agree]							
Neutral	(3)	1	16.67%	[Bar chart showing 16.67% for Neutral]							
Disagree	(2)	0	0%	[Bar chart showing 0% for Disagree]							
Strongly disagree	(1)	0	0%	[Bar chart showing 0% for Strongly disagree]							
				0	25	50	75	100	Instructor	School Aggregate	Department Aggregate
Return Rate	Mean	STD	Median	School Aggregate	Mean	STD	Median	Department Aggregate	Mean	STD	Median
6/13 (46.15%)	4.67	0.82	5.00	369	4.21	0.94	4.00	154	4.27	0.86	4.00

2 - I learned and now understand the course materials

Response Option	Weight	Frequency	Percent	Percent Responses			Means				
Strongly Agree	(5)	4	66.67%	[Bar chart showing 66.67% for Strongly Agree]			4.33	4.27	4.30		
Agree	(4)	0	0%	[Bar chart showing 0% for Agree]							
Neutral	(3)	2	33.33%	[Bar chart showing 33.33% for Neutral]							
Disagree	(2)	0	0%	[Bar chart showing 0% for Disagree]							
Strongly disagree	(1)	0	0%	[Bar chart showing 0% for Strongly disagree]							
				0	25	50	75	100	Instructor	School Aggregate	Department Aggregate
Return Rate	Mean	STD	Median	School Aggregate	Mean	STD	Median	Department Aggregate	Mean	STD	Median
6/13 (46.15%)	4.33	1.03	5.00	367	4.27	0.93	4.00	154	4.30	0.84	4.00

3 - Instructor has a genuine interest in individual students

Response Option	Weight	Frequency	Percent	Percent Responses			Means				
Strongly Agree	(5)	4	66.67%	[Bar chart showing 66.67% for Strongly Agree]			4.17	4.39	4.42		
Agree	(4)	1	16.67%	[Bar chart showing 16.67% for Agree]							
Neutral	(3)	0	0%	[Bar chart showing 0% for Neutral]							
Disagree	(2)	0	0%	[Bar chart showing 0% for Disagree]							
Strongly disagree	(1)	1	16.67%	[Bar chart showing 16.67% for Strongly disagree]							
				0	25	50	75	100	Instructor	School Aggregate	Department Aggregate
Return Rate	Mean	STD	Median	School Aggregate	Mean	STD	Median	Department Aggregate	Mean	STD	Median
6/13 (46.15%)	4.17	1.60	5.00	372	4.39	0.93	5.00	153	4.42	0.82	5.00

4 - Instructor is adequately accessible to students after class or during office hours

Response Option	Weight	Frequency	Percent	Percent Responses			Means				
Strongly Agree	(5)	4	66.67%	[Bar chart showing 66.67% for Strongly Agree]			4.67	4.43	4.38		
Agree	(4)	2	33.33%	[Bar chart showing 33.33% for Agree]							
Neutral	(3)	0	0%	[Bar chart showing 0% for Neutral]							
Disagree	(2)	0	0%	[Bar chart showing 0% for Disagree]							
Strongly disagree	(1)	0	0%	[Bar chart showing 0% for Strongly disagree]							
				0	25	50	75	100	Instructor	School Aggregate	Department Aggregate
Return Rate	Mean	STD	Median	School Aggregate	Mean	STD	Median	Department Aggregate	Mean	STD	Median
6/13 (46.15%)	4.67	0.52	5.00	368	4.43	0.80	5.00	152	4.38	0.80	5.00

Woodbury University
2015 Fall Course Evaluation

Course: 2015_FALL_MGMT.336.F1: 2015_FALL_MGMT.336.F1

Instructor: Nathan Garrett *

5 - Instructor is enthusiastic about teaching the course												
Response Option		Weight	Frequency	Percent	Percent Responses			Means				
Strongly Agree		(5)	5	83.33%				4.67	4.53	4.50		
Agree		(4)	0	0%								
Neutral		(3)	1	16.67%								
Disagree		(2)	0	0%								
Strongly disagree		(1)	0	0%								
					0	25	50	75	100	Instructor	School Aggregate	Department Aggregate
Return Rate	Mean	STD	Median	School Aggregate	Mean	STD	Median	Department Aggregate	Mean	STD	Median	
6/13 (46.15%)	4.67	0.82	5.00	370	4.53	0.75	5.00	153	4.50	0.69	5.00	

6 - Feedback on coursework, including examinations and graded materials, is valuable												
Response Option		Weight	Frequency	Percent	Percent Responses			Means				
Strongly Agree		(5)	3	50%				3.83	4.29	4.18		
Agree		(4)	1	16.67%								
Neutral		(3)	1	16.67%								
Disagree		(2)	0	0%								
Strongly disagree		(1)	1	16.67%								
					0	25	50	75	100	Instructor	School Aggregate	Department Aggregate
Return Rate	Mean	STD	Median	School Aggregate	Mean	STD	Median	Department Aggregate	Mean	STD	Median	
6/13 (46.15%)	3.83	1.60	4.50	363	4.29	0.89	5.00	153	4.18	0.93	4.00	

7 - Methods of evaluating student work are fair and appropriate												
Response Option		Weight	Frequency	Percent	Percent Responses			Means				
Strongly Agree		(5)	3	50%				3.83	4.29	4.25		
Agree		(4)	1	16.67%								
Neutral		(3)	0	0%								
Disagree		(2)	2	33.33%								
Strongly disagree		(1)	0	0%								
					0	25	50	75	100	Instructor	School Aggregate	Department Aggregate
Return Rate	Mean	STD	Median	School Aggregate	Mean	STD	Median	Department Aggregate	Mean	STD	Median	
6/13 (46.15%)	3.83	1.47	4.50	367	4.29	0.89	5.00	153	4.25	0.89	4.00	

8 - The instructor is well prepared and explains material carefully												
Response Option		Weight	Frequency	Percent	Percent Responses			Means				
Strongly Agree		(5)	4	66.67%				4.50	4.41	4.47		
Agree		(4)	1	16.67%								
Neutral		(3)	1	16.67%								
Disagree		(2)	0	0%								
Strongly disagree		(1)	0	0%								
					0	25	50	75	100	Instructor	School Aggregate	Department Aggregate
Return Rate	Mean	STD	Median	School Aggregate	Mean	STD	Median	Department Aggregate	Mean	STD	Median	
6/13 (46.15%)	4.50	0.84	5.00	370	4.41	0.87	5.00	152	4.47	0.70	5.00	

Woodbury University
2015 Fall Course Evaluation

Course: 2015_FALL_MGMT.336.F1: 2015_FALL_MGMT.336.F1

Instructor: Nathan Garrett *

9 - Students are encouraged to express their own ideas and/or question the instructor

Response Option	Weight	Frequency	Percent	Percent Responses			Means				
Strongly Agree	(5)	4	66.67%					4.17	4.50	4.52	
Agree	(4)	0	0%								
Neutral	(3)	1	16.67%								
Disagree	(2)	1	16.67%								
Strongly disagree	(1)	0	0%								
				0	25	50	75	100	Instructor	School Aggregate	Department Aggregate
Return Rate	Mean	STD	Median	School Aggregate	Mean	STD	Median	Department Aggregate	Mean	STD	Median
6/13 (46.15%)	4.17	1.33	5.00	363	4.50	0.79	5.00	152	4.52	0.72	5.00

10 - Overall, this course is very good

Response Option	Weight	Frequency	Percent	Percent Responses			Means				
Strongly Agree	(5)	4	66.67%					4.17	4.28	4.26	
Agree	(4)	0	0%								
Neutral	(3)	1	16.67%								
Disagree	(2)	1	16.67%								
Strongly disagree	(1)	0	0%								
				0	25	50	75	100	Instructor	School Aggregate	Department Aggregate
Return Rate	Mean	STD	Median	School Aggregate	Mean	STD	Median	Department Aggregate	Mean	STD	Median
6/13 (46.15%)	4.17	1.33	5.00	363	4.28	1.00	5.00	152	4.26	0.97	5.00

11 - Overall, this instructor is very good

Response Option	Weight	Frequency	Percent	Percent Responses			Means				
Strongly Agree	(5)	4	66.67%					3.83	4.43	4.43	
Agree	(4)	0	0%								
Neutral	(3)	0	0%								
Disagree	(2)	1	16.67%								
Strongly disagree	(1)	1	16.67%								
				0	25	50	75	100	Instructor	School Aggregate	Department Aggregate
Return Rate	Mean	STD	Median	School Aggregate	Mean	STD	Median	Department Aggregate	Mean	STD	Median
6/13 (46.15%)	3.83	1.83	5.00	372	4.43	0.90	5.00	152	4.43	0.86	5.00

12 - The course workload is

Response Option	Weight	Frequency	Percent	Percent Responses			Means				
Extremely heavy	(5)	3	50%					4.33	3.60	3.64	
Heavy	(4)	2	33.33%								
Appropriate	(3)	1	16.67%								
Light	(2)	0	0%								
Extremely light	(1)	0	0%								
				0	25	50	75	100	Instructor	School Aggregate	Department Aggregate
Return Rate	Mean	STD	Median	School Aggregate	Mean	STD	Median	Department Aggregate	Mean	STD	Median
6/13 (46.15%)	4.33	0.82	4.50	368	3.60	0.82	3.00	154	3.64	0.85	3.00

Woodbury University

2015 Fall Course Evaluation

Course: 2015_FALL_MGMT.336.F1: 2015_FALL_MGMT.336.F1

Instructor: Nathan Garrett *

13 - Do you have any other recommendations?

Return Rate	5/13 (38.46%)
-------------	---------------

- I would never take a class with this professor again
- The teacher should give more value to effort, not just to the end result.
- Way too much work. Way too much influence on grade in last week. Very difficult for no reason.
- Always available for students. He is a great professor!
- I don't care what anyone else says about Professor Garrett, he is an AWESOME teacher. He genuinely cares about his students and makes time for them during office hours. I have had trouble with excel and my presentations and he always was there to help me out. Yes, his quizzes are hard but tough shit you stupid students who complain. Sorry that daddy can't buy you a free A just how the rest of the teachers at Woodbury seem to handout. I seriously had to bust my butt for this class and honestly, I have learned the most important and vital information that I will ever use in my life. Excel is life! And Dr. Garrett is the best at teaching this. Woodbury did a good job hiring this professor

Woodbury University

2015 Fall Course Evaluation


Course: 2015_FALL_WMBA.509.BT: 2015_FALL_WMBA.509.BT

Instructor: Nathan Garrett *

At A Glance

At a Glance Report

Strongly Agree
Agree
Neutral
Disagree
Strongly disagree



1 - I find the course intellectually challenging and stimulating

Response Option	Weight	Frequency	Percent	Percent Responses			Means				
Strongly Agree	(5)	5	71.43%	[Bar chart showing 71.43% for Strongly Agree]			4.71	4.21	4.31		
Agree	(4)	2	28.57%	[Bar chart showing 28.57% for Agree]							
Neutral	(3)	0	0%								
Disagree	(2)	0	0%								
Strongly disagree	(1)	0	0%								
				0	25	50	75	100	Instructor	School Aggregate	Department Aggregate
Return Rate	Mean	STD	Median	School Aggregate	Mean	STD	Median	Department Aggregate	Mean	STD	Median
7/12 (58.33%)	4.71	0.49	5.00	369	4.21	0.94	4.00	75	4.31	1.13	5.00

* This course was actually one of the most challenging courses I have taken in the MBA program. Besides being fast-paced, the class was rather intense, with several quizzes and exams as well as presentations, readings and homework assignments.

2 - I learned and now understand the course materials

Response Option	Weight	Frequency	Percent	Percent Responses			Means				
Strongly Agree	(5)	4	57.14%	[Bar chart showing 57.14% for Strongly Agree]			4.57	4.27	4.31		
Agree	(4)	3	42.86%	[Bar chart showing 42.86% for Agree]							
Neutral	(3)	0	0%								
Disagree	(2)	0	0%								
Strongly disagree	(1)	0	0%								
				0	25	50	75	100	Instructor	School Aggregate	Department Aggregate
Return Rate	Mean	STD	Median	School Aggregate	Mean	STD	Median	Department Aggregate	Mean	STD	Median
7/12 (58.33%)	4.57	0.53	5.00	367	4.27	0.93	4.00	74	4.31	1.06	5.00

* Prior to this course, I had very basic understanding of Excel. I can now say I feel confident in Excel and know that I can create files and documents in excel without any issues.

3 - Instructor has a genuine interest in individual students

Response Option	Weight	Frequency	Percent	Percent Responses			Means				
Strongly Agree	(5)	6	85.71%	[Bar chart showing 85.71% for Strongly Agree]			4.86	4.39	4.48		
Agree	(4)	1	14.29%	[Bar chart showing 14.29% for Agree]							
Neutral	(3)	0	0%								
Disagree	(2)	0	0%								
Strongly disagree	(1)	0	0%								
				0	25	50	75	100	Instructor	School Aggregate	Department Aggregate
Return Rate	Mean	STD	Median	School Aggregate	Mean	STD	Median	Department Aggregate	Mean	STD	Median
7/12 (58.33%)	4.86	0.38	5.00	372	4.39	0.93	5.00	75	4.48	1.08	5.00

* Dr. Garrett took to the time to explain things to his students, if anyone was unclear about something. He never made anyone feel intimidated to ask questions. Very helpful.

Woodbury University

2015 Fall Course Evaluation

Course: 2015_FALL_WMBA.509.BT: 2015_FALL_WMBA.509.BT

Instructor: Nathan Garrett *

4 - Instructor is adequately accessible to students after class or during office hours

Response Option	Weight	Frequency	Percent	Percent Responses			Means				
Strongly Agree	(5)	4	57.14%				4.57	4.43	4.56		
Agree	(4)	3	42.86%								
Neutral	(3)	0	0%								
Disagree	(2)	0	0%								
Strongly disagree	(1)	0	0%								
						Instructor	School Aggregate	Department Aggregate			
Return Rate	Mean	STD	Median	School Aggregate	Mean	STD	Median	Department Aggregate	Mean	STD	Median
7/12 (58.33%)	4.57	0.53	5.00	368	4.43	0.80	5.00	75	4.56	0.74	5.00

- Dr. Garrett has normal business hours and also offered to schedule appointments for individuals that cannot make it during his office hours due to work.
- I would agree 100% on this. I was one of those students who went in to his office, several times, with questions and concerns.

5 - Instructor is enthusiastic about teaching the course

Response Option	Weight	Frequency	Percent	Percent Responses			Means				
Strongly Agree	(5)	6	85.71%				4.86	4.53	4.65		
Agree	(4)	1	14.29%								
Neutral	(3)	0	0%								
Disagree	(2)	0	0%								
Strongly disagree	(1)	0	0%								
						Instructor	School Aggregate	Department Aggregate			
Return Rate	Mean	STD	Median	School Aggregate	Mean	STD	Median	Department Aggregate	Mean	STD	Median
7/12 (58.33%)	4.86	0.38	5.00	370	4.53	0.75	5.00	74	4.65	0.85	5.00

- He is definitely enthusiastic about teaching the course. When he teaches, you can tell that he really enjoys what he is teaching, which in turn makes the students want to learn.
- He is just so fast with Excel!

6 - Feedback on coursework, including examinations and graded materials, is valuable

Response Option	Weight	Frequency	Percent	Percent Responses			Means				
Strongly Agree	(5)	3	42.86%				4.43	4.29	4.45		
Agree	(4)	4	57.14%								
Neutral	(3)	0	0%								
Disagree	(2)	0	0%								
Strongly disagree	(1)	0	0%								
						Instructor	School Aggregate	Department Aggregate			
Return Rate	Mean	STD	Median	School Aggregate	Mean	STD	Median	Department Aggregate	Mean	STD	Median
7/12 (58.33%)	4.43	0.53	4.00	363	4.29	0.89	5.00	74	4.45	0.92	5.00

- I really like the fact that Dr. Garrett provides feedback on assignments that need improvement. Many professors that I have taken do not grade assignments until the last week, leaving students confused as to how they are doing. He was very specific on what changes need to be made.

7 - Methods of evaluating student work are fair and appropriate

Response Option	Weight	Frequency	Percent	Percent Responses			Means				
Strongly Agree	(5)	3	42.86%				3.71	4.29	4.39		
Agree	(4)	1	14.29%								
Neutral	(3)	1	14.29%								
Disagree	(2)	2	28.57%								
Strongly disagree	(1)	0	0%								
						Instructor	School Aggregate	Department Aggregate			
Return Rate	Mean	STD	Median	School Aggregate	Mean	STD	Median	Department Aggregate	Mean	STD	Median
7/12 (58.33%)	3.71	1.38	4.00	367	4.29	0.89	5.00	75	4.39	1.04	5.00

- He gives good feedback on the presentations. He records the entire presentation and makes the students watch themselves to see which areas need improvement.

Woodbury University

2015 Fall Course Evaluation

Course: 2015_FALL_WMBA.509.BT: 2015_FALL_WMBA.509.BT

Instructor: Nathan Garrett *

8 - The instructor is well prepared and explains material carefully

Response Option	Weight	Frequency	Percent	Percent Responses			Means				
Strongly Agree	(5)	5	71.43%								
Agree	(4)	1	14.29%								
Neutral	(3)	1	14.29%								
Disagree	(2)	0	0%								
Strongly disagree	(1)	0	0%								
				0	25	50	75	100	Instructor	School Aggregate	Department Aggregate
Return Rate	Mean	STD	Median	School Aggregate	Mean	STD	Median	Department Aggregate	Mean	STD	Median
7/12 (58.33%)	4.57	0.79	5.00	370	4.41	0.87	5.00	75	4.48	0.98	5.00

- I think this goes hand-in-hand with his enthusiasm to teach the course.
- He will take his time to explain the material more than once.

9 - Students are encouraged to express their own ideas and/or question the instructor

Response Option	Weight	Frequency	Percent	Percent Responses			Means				
Strongly Agree	(5)	4	57.14%								
Agree	(4)	3	42.86%								
Neutral	(3)	0	0%								
Disagree	(2)	0	0%								
Strongly disagree	(1)	0	0%								
				0	25	50	75	100	Instructor	School Aggregate	Department Aggregate
Return Rate	Mean	STD	Median	School Aggregate	Mean	STD	Median	Department Aggregate	Mean	STD	Median
7/12 (58.33%)	4.57	0.53	5.00	363	4.50	0.79	5.00	74	4.46	1.04	5.00

10 - Overall, this course is very good

Response Option	Weight	Frequency	Percent	Percent Responses			Means				
Strongly Agree	(5)	4	57.14%								
Agree	(4)	2	28.57%								
Neutral	(3)	1	14.29%								
Disagree	(2)	0	0%								
Strongly disagree	(1)	0	0%								
				0	25	50	75	100	Instructor	School Aggregate	Department Aggregate
Return Rate	Mean	STD	Median	School Aggregate	Mean	STD	Median	Department Aggregate	Mean	STD	Median
7/12 (58.33%)	4.43	0.79	5.00	363	4.28	1.00	5.00	74	4.22	1.23	5.00

- I think I learned a lot of valuable information that I can actually apply in my work on a daily basis.

11 - Overall, this instructor is very good

Response Option	Weight	Frequency	Percent	Percent Responses			Means				
Strongly Agree	(5)	4	57.14%								
Agree	(4)	3	42.86%								
Neutral	(3)	0	0%								
Disagree	(2)	0	0%								
Strongly disagree	(1)	0	0%								
				0	25	50	75	100	Instructor	School Aggregate	Department Aggregate
Return Rate	Mean	STD	Median	School Aggregate	Mean	STD	Median	Department Aggregate	Mean	STD	Median
7/12 (58.33%)	4.57	0.53	5.00	372	4.43	0.90	5.00	75	4.44	1.04	5.00

- Dr. Garrett is one of the best professors in the MBA program. I am near the finish line, so I think I can safely say he is one of the best. One of few courses where I actually learned something.
- He is one of my favorite professors at this school. He is challenging, but that is what is worth it. It keeps you learning, constantly.





Woodbury University

2015 Fall Course Evaluation

Course: 2015_FALL_WMBA.509.BT: 2015_FALL_WMBA.509.BT

Instructor: Nathan Garrett *

12 - The course workload is

Response Option	Weight	Frequency	Percent	Percent Responses	Means						
Extremely heavy	(5)	5	71.43%								
Heavy	(4)	1	14.29%								
Appropriate	(3)	1	14.29%								
Light	(2)	0	0%								
Extremely light	(1)	0	0%								
				0 25 50 75 100	Instructor	School Aggregate	Department Aggregate				
Return Rate	Mean	STD	Median	School Aggregate	Mean	STD	Median	Department Aggregate	Mean	STD	Median
7/12 (58.33%)	4.57	0.79	5.00	368	3.60	0.82	3.00	75	3.95	0.85	4.00

• This class should really be broken down into two: Project Management and IT.

13 - Do you have any other recommendations?

Return Rate	4/12 (33.33%)
<ul style="list-style-type: none"> • This course should be split into 2 1. Excel 2. Project management I found it difficult to keep up with all the projects, quiz's, exams, homework... • The only recommendation I have is to offer more guidance for the project initially. Although he is available to answer any questions I think initial expectations should be more clear. Other than that, I enjoyed the class very much! Thank you. • One of the greatest professors at this school. He has an extensive amount of knowledge about excel and IT in general. He is great at what he does, and his passion for teaching the course, shines through. A+ to Professor Garrett!!! • Break this course down into two separate courses. The pace is very fast and much more accelerated than any other course I've taken before. Dr. Garrett is very good and passionate about what he does. I thoroughly enjoyed his professionalism and his intellect, however I found the load very difficult to manage. 	

Woodbury University

2015 Fall Course Evaluation


Course: 2015_FALL_WMBA.509.BU: 2015_FALL_WMBA.509.BU

Instructor: Nathan Garrett *

At A Glance

At a Glance Report

Strongly Agree
Agree
Neutral
Disagree
Strongly disagree



1 - I find the course intellectually challenging and stimulating

Response Option	Weight	Frequency	Percent	Percent Responses					Means		
Strongly Agree	(5)	1	33.33%	[Bar chart showing 33.33% for 5, 0% for 4, 0% for 3, 0% for 2, 0% for 1]					4.33		
Agree	(4)	2	66.67%	[Bar chart showing 66.67% for 4, 0% for 3, 0% for 2, 0% for 1]							
Neutral	(3)	0	0%	[Bar chart showing 0% for 3, 0% for 2, 0% for 1]							
Disagree	(2)	0	0%	[Bar chart showing 0% for 2, 0% for 1]							
Strongly disagree	(1)	0	0%	[Bar chart showing 0% for 1]							
				0	25	50	75	100	Instructor		
Return Rate	Mean	STD	Median								
3/6 (50%)	4.33	0.58	4.00								

2 - I learned and now understand the course materials

Response Option	Weight	Frequency	Percent	Percent Responses					Means		
Strongly Agree	(5)	1	33.33%	[Bar chart showing 33.33% for 5, 0% for 4, 0% for 3, 0% for 2, 0% for 1]					4.00		
Agree	(4)	1	33.33%	[Bar chart showing 33.33% for 4, 0% for 3, 0% for 2, 0% for 1]							
Neutral	(3)	1	33.33%	[Bar chart showing 33.33% for 3, 0% for 2, 0% for 1]							
Disagree	(2)	0	0%	[Bar chart showing 0% for 2, 0% for 1]							
Strongly disagree	(1)	0	0%	[Bar chart showing 0% for 1]							
				0	25	50	75	100	Instructor		
Return Rate	Mean	STD	Median								
3/6 (50%)	4.00	1.00	4.00								

3 - Instructor has a genuine interest in individual students

Response Option	Weight	Frequency	Percent	Percent Responses					Means		
Strongly Agree	(5)	1	33.33%	[Bar chart showing 33.33% for 5, 0% for 4, 0% for 3, 0% for 2, 0% for 1]					4.33		
Agree	(4)	2	66.67%	[Bar chart showing 66.67% for 4, 0% for 3, 0% for 2, 0% for 1]							
Neutral	(3)	0	0%	[Bar chart showing 0% for 3, 0% for 2, 0% for 1]							
Disagree	(2)	0	0%	[Bar chart showing 0% for 2, 0% for 1]							
Strongly disagree	(1)	0	0%	[Bar chart showing 0% for 1]							
				0	25	50	75	100	Instructor		
Return Rate	Mean	STD	Median								
3/6 (50%)	4.33	0.58	4.00								

4 - Instructor is adequately accessible to students after class or during office hours

Response Option	Weight	Frequency	Percent	Percent Responses					Means		
Strongly Agree	(5)	1	33.33%	[Bar chart showing 33.33% for 5, 0% for 4, 0% for 3, 0% for 2, 0% for 1]					4.33		
Agree	(4)	2	66.67%	[Bar chart showing 66.67% for 4, 0% for 3, 0% for 2, 0% for 1]							
Neutral	(3)	0	0%	[Bar chart showing 0% for 3, 0% for 2, 0% for 1]							
Disagree	(2)	0	0%	[Bar chart showing 0% for 2, 0% for 1]							
Strongly disagree	(1)	0	0%	[Bar chart showing 0% for 1]							
				0	25	50	75	100	Instructor		
Return Rate	Mean	STD	Median								
3/6 (50%)	4.33	0.58	4.00								

Woodbury University
2015 Fall Course Evaluation

Course: 2015_FALL_WMBA.509.BU: 2015_FALL_WMBA.509.BU

Instructor: Nathan Garrett *

5 - Instructor is enthusiastic about teaching the course											
Response Option	Weight	Frequency	Percent	Percent Responses				Means			
Strongly Agree	(5)	0	0%					4.00 			
Agree	(4)	3	100%								
Neutral	(3)	0	0%								
Disagree	(2)	0	0%								
Strongly disagree	(1)	0	0%								
				0	25	50	75	100	Instructor		
Return Rate	Mean	STD	Median								
3/6 (50%)	4.00	0.00	4.00								

6 - Feedback on coursework, including examinations and graded materials, is valuable											
Response Option	Weight	Frequency	Percent	Percent Responses				Means			
Strongly Agree	(5)	0	0%					4.00 			
Agree	(4)	3	100%								
Neutral	(3)	0	0%								
Disagree	(2)	0	0%								
Strongly disagree	(1)	0	0%								
				0	25	50	75	100	Instructor		
Return Rate	Mean	STD	Median								
3/6 (50%)	4.00	0.00	4.00								

7 - Methods of evaluating student work are fair and appropriate											
Response Option	Weight	Frequency	Percent	Percent Responses				Means			
Strongly Agree	(5)	0	0%					3.67 			
Agree	(4)	2	66.67%								
Neutral	(3)	1	33.33%								
Disagree	(2)	0	0%								
Strongly disagree	(1)	0	0%								
				0	25	50	75	100	Instructor		
Return Rate	Mean	STD	Median								
3/6 (50%)	3.67	0.58	4.00								

8 - The instructor is well prepared and explains material carefully											
Response Option	Weight	Frequency	Percent	Percent Responses				Means			
Strongly Agree	(5)	0	0%					3.67 			
Agree	(4)	2	66.67%								
Neutral	(3)	1	33.33%								
Disagree	(2)	0	0%								
Strongly disagree	(1)	0	0%								
				0	25	50	75	100	Instructor		
Return Rate	Mean	STD	Median								
3/6 (50%)	3.67	0.58	4.00								

• Excel, not project management

Woodbury University
2015 Fall Course Evaluation

Course: 2015_FALL_WMBA.509.BU: 2015_FALL_WMBA.509.BU

Instructor: Nathan Garrett *

9 - Students are encouraged to express their own ideas and/or question the instructor

Response Option	Weight	Frequency	Percent	Percent Responses	Means
Strongly Agree	(5)	1	33.33%		4.33
Agree	(4)	2	66.67%		
Neutral	(3)	0	0%		
Disagree	(2)	0	0%		
Strongly disagree	(1)	0	0%		
				0 25 50 75 100	Instructor
Return Rate	Mean	STD	Median		
3/6 (50%)	4.33	0.58	4.00		

10 - Overall, this course is very good

Response Option	Weight	Frequency	Percent	Percent Responses	Means
Strongly Agree	(5)	0	0%		3.33
Agree	(4)	1	33.33%		
Neutral	(3)	2	66.67%		
Disagree	(2)	0	0%		
Strongly disagree	(1)	0	0%		
				0 25 50 75 100	Instructor
Return Rate	Mean	STD	Median		
3/6 (50%)	3.33	0.58	3.00		

11 - Overall, this instructor is very good

Response Option	Weight	Frequency	Percent	Percent Responses	Means
Strongly Agree	(5)	0	0%		3.33
Agree	(4)	1	33.33%		
Neutral	(3)	2	66.67%		
Disagree	(2)	0	0%		
Strongly disagree	(1)	0	0%		
				0 25 50 75 100	Instructor
Return Rate	Mean	STD	Median		
3/6 (50%)	3.33	0.58	3.00		

• Expert in Excel, so weak in project management

12 - The course workload is

Response Option	Weight	Frequency	Percent	Percent Responses	Means
Extremely heavy	(5)	2	66.67%		4.67
Heavy	(4)	1	33.33%		
Appropriate	(3)	0	0%		
Light	(2)	0	0%		
Extremely light	(1)	0	0%		
				0 25 50 75 100	Instructor
Return Rate	Mean	STD	Median		
3/6 (50%)	4.67	0.58	5.00		

13 - Do you have any other recommendations?

Return Rate	1/6 (16.67%)
<p>• - 75% of the project explained in 15 minutes of the 6th class, in the class after it (90 points for presentation, 100 points for project management exam) where no time to check our mistakes in the presentation to avoid them in the exam. - details of project should be explained before draft presentation.</p>	