

Woodbury University

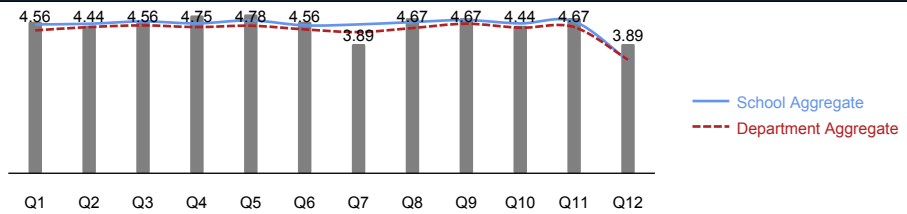
2017 Summer Course Evaluation

Course: 2017_SUMMER_MGMT.336.BU: 2017_SUMMER_MGMT.336.BU

Instructor: Nathan Garrett *

At A Glance : At a Glance Report

Strongly Agree
Agree
Neutral
Disagree
Strongly disagree



- Q1 - I find the course intellectually challenging and stimulating
- Q2 - I learned and now understand the course materials
- Q3 - Instructor has a genuine interest in individual students
- Q4 - Instructor is adequately accessible to students after class or during office hours
- Q5 - Instructor is enthusiastic about teaching the course
- Q6 - Feedback on coursework, including examinations and graded materials, is valuable
- Q7 - Methods of evaluating student work are fair and appropriate
- Q8 - The instructor is well prepared and explains material carefully
- Q9 - Students are encouraged to express their own ideas and/or question the instructor
- Q10 - Overall, this course is very good
- Q11 - Overall, this instructor is very good
- Q12 - The course workload is

1 - I find the course intellectually challenging and stimulating

Response Option	Weight	Frequency	Percent	Percent Responses				Means			
Strongly Agree	(5)	5	55.56%	[Bar chart showing 55.56% for Strongly Agree]				4.56	4.48	4.30	
Agree	(4)	4	44.44%	[Bar chart showing 44.44% for Agree]							
Neutral	(3)	0	0%	[Bar chart showing 0% for Neutral]							
Disagree	(2)	0	0%	[Bar chart showing 0% for Disagree]							
Strongly disagree	(1)	0	0%	[Bar chart showing 0% for Strongly disagree]							
				0	25	50	75	100	Instructor	School Aggregate	Department Aggregate
Return Rate	Mean	STD	Median	School Aggregate	Mean	STD	Median	Department Aggregate	Mean	STD	Median
9/16 (56.25%)	4.56	0.53	5.00	168	4.48	0.77	5.00	73	4.30	0.91	5.00

2 - I learned and now understand the course materials

Response Option	Weight	Frequency	Percent	Percent Responses				Means			
Strongly Agree	(5)	5	55.56%	[Bar chart showing 55.56% for Strongly Agree]				4.44	4.50	4.40	
Agree	(4)	3	33.33%	[Bar chart showing 33.33% for Agree]							
Neutral	(3)	1	11.11%	[Bar chart showing 11.11% for Neutral]							
Disagree	(2)	0	0%	[Bar chart showing 0% for Disagree]							
Strongly disagree	(1)	0	0%	[Bar chart showing 0% for Strongly disagree]							
				0	25	50	75	100	Instructor	School Aggregate	Department Aggregate
Return Rate	Mean	STD	Median	School Aggregate	Mean	STD	Median	Department Aggregate	Mean	STD	Median
9/16 (56.25%)	4.44	0.73	5.00	167	4.50	0.76	5.00	72	4.40	0.88	5.00

• I have learned a lot about excel!

Woodbury University
2017 Summer Course Evaluation

Course: 2017_SUMMER_MGMT.336.BU: 2017_SUMMER_MGMT.336.BU

Instructor: Nathan Garrett *

3 - Instructor has a genuine interest in individual students													
Nathan Garrett													
Response Option	Weight	Frequency	Percent	Percent Responses					Means				
Strongly Agree	(5)	5	55.56%						4.56	4.57	4.45		
Agree	(4)	4	44.44%										
Neutral	(3)	0	0%										
Disagree	(2)	0	0%										
Strongly disagree	(1)	0	0%										
				0	25	50	75	100	Instructor	School Aggregate	Department Aggregate		
Return Rate	Mean	STD	Median	School Aggregate	Mean	STD	Median	Department Aggregate	Mean	STD	Median		
9/16 (56.25%)	4.56	0.53	5.00	173	4.57	0.76	5.00	78	4.45	0.91	5.00		

4 - Instructor is adequately accessible to students after class or during office hours													
Nathan Garrett													
Response Option	Weight	Frequency	Percent	Percent Responses					Means				
Strongly Agree	(5)	6	75%						4.75	4.51	4.40		
Agree	(4)	2	25%										
Neutral	(3)	0	0%										
Disagree	(2)	0	0%										
Strongly disagree	(1)	0	0%										
				0	25	50	75	100	Instructor	School Aggregate	Department Aggregate		
Return Rate	Mean	STD	Median	School Aggregate	Mean	STD	Median	Department Aggregate	Mean	STD	Median		
8/16 (50%)	4.75	0.46	5.00	172	4.51	0.78	5.00	77	4.40	0.92	5.00		

5 - Instructor is enthusiastic about teaching the course													
Nathan Garrett													
Response Option	Weight	Frequency	Percent	Percent Responses					Means				
Strongly Agree	(5)	7	77.78%						4.78	4.60	4.44		
Agree	(4)	2	22.22%										
Neutral	(3)	0	0%										
Disagree	(2)	0	0%										
Strongly disagree	(1)	0	0%										
				0	25	50	75	100	Instructor	School Aggregate	Department Aggregate		
Return Rate	Mean	STD	Median	School Aggregate	Mean	STD	Median	Department Aggregate	Mean	STD	Median		
9/16 (56.25%)	4.78	0.44	5.00	173	4.60	0.73	5.00	78	4.44	0.89	5.00		

6 - Feedback on coursework, including examinations and graded materials, is valuable													
Response Option	Weight	Frequency	Percent	Percent Responses					Means				
Strongly Agree	(5)	6	66.67%						4.56	4.45	4.33		
Agree	(4)	2	22.22%										
Neutral	(3)	1	11.11%										
Disagree	(2)	0	0%										
Strongly disagree	(1)	0	0%										
				0	25	50	75	100	Instructor	School Aggregate	Department Aggregate		
Return Rate	Mean	STD	Median	School Aggregate	Mean	STD	Median	Department Aggregate	Mean	STD	Median		
9/16 (56.25%)	4.56	0.73	5.00	166	4.45	0.87	5.00	73	4.33	0.97	5.00		

Woodbury University

2017 Summer Course Evaluation

Course: 2017_SUMMER_MGMT.336.BU: 2017_SUMMER_MGMT.336.BU

Instructor: Nathan Garrett *

7 - Methods of evaluating student work are fair and appropriate

Response Option	Weight	Frequency	Percent	Percent Responses			Means				
Strongly Agree	(5)	4	44.44%								
Agree	(4)	3	33.33%								
Neutral	(3)	0	0%								
Disagree	(2)	1	11.11%								
Strongly disagree	(1)	1	11.11%								
				0	25	50	75	100	Instructor	School Aggregate	Department Aggregate
Return Rate	Mean	STD	Median	School Aggregate	Mean	STD	Median	Department Aggregate	Mean	STD	Median
9/16 (56.25%)	3.89	1.45	4.00	167	4.48	0.88	5.00	72	4.25	1.11	5.00

* I had two issues with up loading exam 1 & 2 on Moodle. I talked to the professor about it, but he disagree to give me another chance. I think this is not fair at all because it was not my fault. I'm so disappointed I lost many grades because of that.

8 - The instructor is well prepared and explains material carefully

Nathan Garrett

Response Option	Weight	Frequency	Percent	Percent Responses			Means				
Strongly Agree	(5)	6	66.67%								
Agree	(4)	3	33.33%								
Neutral	(3)	0	0%								
Disagree	(2)	0	0%								
Strongly disagree	(1)	0	0%								
				0	25	50	75	100	Instructor	School Aggregate	Department Aggregate
Return Rate	Mean	STD	Median	School Aggregate	Mean	STD	Median	Department Aggregate	Mean	STD	Median
9/16 (56.25%)	4.67	0.50	5.00	173	4.55	0.80	5.00	78	4.37	0.94	5.00

9 - Students are encouraged to express their own ideas and/or question the instructor

Response Option	Weight	Frequency	Percent	Percent Responses			Means				
Strongly Agree	(5)	6	66.67%								
Agree	(4)	3	33.33%								
Neutral	(3)	0	0%								
Disagree	(2)	0	0%								
Strongly disagree	(1)	0	0%								
				0	25	50	75	100	Instructor	School Aggregate	Department Aggregate
Return Rate	Mean	STD	Median	School Aggregate	Mean	STD	Median	Department Aggregate	Mean	STD	Median
9/16 (56.25%)	4.67	0.50	5.00	167	4.61	0.72	5.00	72	4.50	0.89	5.00

10 - Overall, this course is very good

Response Option	Weight	Frequency	Percent	Percent Responses			Means				
Strongly Agree	(5)	5	55.56%								
Agree	(4)	3	33.33%								
Neutral	(3)	1	11.11%								
Disagree	(2)	0	0%								
Strongly disagree	(1)	0	0%								
				0	25	50	75	100	Instructor	School Aggregate	Department Aggregate
Return Rate	Mean	STD	Median	School Aggregate	Mean	STD	Median	Department Aggregate	Mean	STD	Median
9/16 (56.25%)	4.44	0.73	5.00	167	4.51	0.77	5.00	73	4.38	0.94	5.00

Woodbury University

2017 Summer Course Evaluation

Course: 2017_SUMMER_MGMT.336.BU: 2017_SUMMER_MGMT.336.BU

Instructor: Nathan Garrett *

11 - Overall, this instructor is very good												
Nathan Garrett												
Response Option	Weight	Frequency	Percent	Percent Responses					Means			
Strongly Agree	(5)	6	66.67%									
Agree	(4)	3	33.33%									
Neutral	(3)	0	0%									
Disagree	(2)	0	0%									
Strongly disagree	(1)	0	0%									
				0	25	50	75	100	Instructor	School Aggregate	Department Aggregate	
Return Rate	Mean	STD	Median	School Aggregate	Mean	STD	Median	Department Aggregate	Mean	STD	Median	
9/16 (56.25%)	4.67	0.50	5.00	173	4.57	0.77	5.00	78	4.40	0.94	5.00	

• Beyond good, best professor at Woodbury.

12 - The course workload is												
Response Option	Weight	Frequency	Percent	Percent Responses					Means			
Extremely heavy	(5)	2	22.22%									
Heavy	(4)	4	44.44%									
Appropriate	(3)	3	33.33%									
Light	(2)	0	0%									
Extremely light	(1)	0	0%									
				0	25	50	75	100	Instructor	School Aggregate	Department Aggregate	
Return Rate	Mean	STD	Median	School Aggregate	Mean	STD	Median	Department Aggregate	Mean	STD	Median	
9/16 (56.25%)	3.89	0.78	4.00	168	3.38	0.65	3.00	73	3.41	0.72	3.00	

• Heavy, but understandable because it is a 7 week course.

13 - Do you have any other recommendations?												
Return Rate	3/16 (18.75%)											
<p>• Yes. I think giving another chance for students to improve their grades is something very important. Especially, when the fault is not theirs. Because of what happened to me I really really felt like I can't give more.</p> <p>• For 7 week course, It is a lot of information that for a student that spent so much time on learning, I still was not doing well on my quizzes. Because Excell is something we have to practice a lot to understand it and the sample ones that he shows in class are very different from our quizzes and exams so it got me confused. Also, the competitions are not well explained and not that much time is put in explaining. Overall it is a good course because of all the information, however professor is making it much harder and complicated.</p> <p>• Professor Garrett did a great job with this course. All material was explained and he was very flexible with schedule and office hours. Whenever you needed to see him, he was there.</p>												

Woodbury University

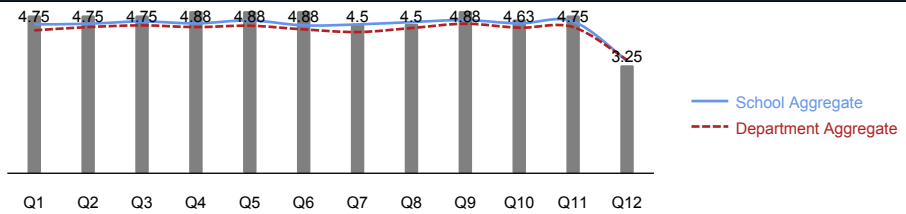
2017 Summer Course Evaluation

Course: 2017_SUMMER_MGMT.3703.BU: 2017_SUMMER_MGMT.3703.BU

Instructor: Nathan Garrett *

At A Glance : At a Glance Report

Strongly Agree
Agree
Neutral
Disagree
Strongly disagree



- Q1 - I find the course intellectually challenging and stimulating
- Q2 - I learned and now understand the course materials
- Q3 - Instructor has a genuine interest in individual students
- Q4 - Instructor is adequately accessible to students after class or during office hours
- Q5 - Instructor is enthusiastic about teaching the course
- Q6 - Feedback on coursework, including examinations and graded materials, is valuable
- Q7 - Methods of evaluating student work are fair and appropriate
- Q8 - The instructor is well prepared and explains material carefully
- Q9 - Students are encouraged to express their own ideas and/or question the instructor
- Q10 - Overall, this course is very good
- Q11 - Overall, this instructor is very good
- Q12 - The course workload is

1 - I find the course intellectually challenging and stimulating

Response Option	Weight	Frequency	Percent	Percent Responses				Means			
Strongly Agree	(5)	6	75%	[Bar chart showing 75% for Strongly Agree]				4.75	4.48	4.30	
Agree	(4)	2	25%	[Bar chart showing 25% for Agree]							
Neutral	(3)	0	0%								
Disagree	(2)	0	0%								
Strongly disagree	(1)	0	0%								
				0	25	50	75	100	Instructor	School Aggregate	Department Aggregate
Return Rate	Mean	STD	Median	School Aggregate	Mean	STD	Median	Department Aggregate	Mean	STD	Median
8/14 (57.14%)	4.75	0.46	5.00	168	4.48	0.77	5.00	73	4.30	0.91	5.00

2 - I learned and now understand the course materials

Response Option	Weight	Frequency	Percent	Percent Responses				Means			
Strongly Agree	(5)	6	75%	[Bar chart showing 75% for Strongly Agree]				4.75	4.50	4.40	
Agree	(4)	2	25%	[Bar chart showing 25% for Agree]							
Neutral	(3)	0	0%								
Disagree	(2)	0	0%								
Strongly disagree	(1)	0	0%								
				0	25	50	75	100	Instructor	School Aggregate	Department Aggregate
Return Rate	Mean	STD	Median	School Aggregate	Mean	STD	Median	Department Aggregate	Mean	STD	Median
8/14 (57.14%)	4.75	0.46	5.00	167	4.50	0.76	5.00	72	4.40	0.88	5.00

Woodbury University
2017 Summer Course Evaluation

Course: 2017_SUMMER_MGMT.3703.BU: 2017_SUMMER_MGMT.3703.BU

Instructor: Nathan Garrett *

3 - Instructor has a genuine interest in individual students												
Nathan Garrett												
Response Option	Weight	Frequency	Percent	Percent Responses					Means			
Strongly Agree	(5)	7	87.5%						4.75	4.57	4.45	
Agree	(4)	0	0%									
Neutral	(3)	1	12.5%									
Disagree	(2)	0	0%									
Strongly disagree	(1)	0	0%									
				0	25	50	75	100	Instructor	School Aggregate	Department Aggregate	
Return Rate	Mean	STD	Median	School Aggregate	Mean	STD	Median	Department Aggregate	Mean	STD	Median	
8/14 (57.14%)	4.75	0.71	5.00	173	4.57	0.76	5.00	78	4.45	0.91	5.00	

4 - Instructor is adequately accessible to students after class or during office hours												
Nathan Garrett												
Response Option	Weight	Frequency	Percent	Percent Responses					Means			
Strongly Agree	(5)	7	87.5%						4.88	4.51	4.40	
Agree	(4)	1	12.5%									
Neutral	(3)	0	0%									
Disagree	(2)	0	0%									
Strongly disagree	(1)	0	0%									
				0	25	50	75	100	Instructor	School Aggregate	Department Aggregate	
Return Rate	Mean	STD	Median	School Aggregate	Mean	STD	Median	Department Aggregate	Mean	STD	Median	
8/14 (57.14%)	4.88	0.35	5.00	172	4.51	0.78	5.00	77	4.40	0.92	5.00	

5 - Instructor is enthusiastic about teaching the course												
Nathan Garrett												
Response Option	Weight	Frequency	Percent	Percent Responses					Means			
Strongly Agree	(5)	7	87.5%						4.88	4.60	4.44	
Agree	(4)	1	12.5%									
Neutral	(3)	0	0%									
Disagree	(2)	0	0%									
Strongly disagree	(1)	0	0%									
				0	25	50	75	100	Instructor	School Aggregate	Department Aggregate	
Return Rate	Mean	STD	Median	School Aggregate	Mean	STD	Median	Department Aggregate	Mean	STD	Median	
8/14 (57.14%)	4.88	0.35	5.00	173	4.60	0.73	5.00	78	4.44	0.89	5.00	

6 - Feedback on coursework, including examinations and graded materials, is valuable												
Response Option	Weight	Frequency	Percent	Percent Responses					Means			
Strongly Agree	(5)	7	87.5%						4.88	4.45	4.33	
Agree	(4)	1	12.5%									
Neutral	(3)	0	0%									
Disagree	(2)	0	0%									
Strongly disagree	(1)	0	0%									
				0	25	50	75	100	Instructor	School Aggregate	Department Aggregate	
Return Rate	Mean	STD	Median	School Aggregate	Mean	STD	Median	Department Aggregate	Mean	STD	Median	
8/14 (57.14%)	4.88	0.35	5.00	166	4.45	0.87	5.00	73	4.33	0.97	5.00	

Woodbury University
2017 Summer Course Evaluation

Course: 2017_SUMMER_MGMT.3703.BU: 2017_SUMMER_MGMT.3703.BU

Instructor: Nathan Garrett *

7 - Methods of evaluating student work are fair and appropriate												
Response Option		Weight	Frequency	Percent	Percent Responses			Means				
Strongly Agree		(5)	7	87.5%				4.50	4.48	4.25		
Agree		(4)	0	0%								
Neutral		(3)	0	0%								
Disagree		(2)	0	0%								
Strongly disagree		(1)	1	12.5%								
					0	25	50	75	100	Instructor	School Aggregate	Department Aggregate
Return Rate	Mean	STD	Median	School Aggregate	Mean	STD	Median	Department Aggregate	Mean	STD	Median	
8/14 (57.14%)	4.50	1.41	5.00	167	4.48	0.88	5.00	72	4.25	1.11	5.00	

8 - The instructor is well prepared and explains material carefully												
Nathan Garrett												
Response Option		Weight	Frequency	Percent	Percent Responses			Means				
Strongly Agree		(5)	6	75%				4.50	4.55	4.37		
Agree		(4)	1	12.5%								
Neutral		(3)	0	0%								
Disagree		(2)	1	12.5%								
Strongly disagree		(1)	0	0%								
					0	25	50	75	100	Instructor	School Aggregate	Department Aggregate
Return Rate	Mean	STD	Median	School Aggregate	Mean	STD	Median	Department Aggregate	Mean	STD	Median	
8/14 (57.14%)	4.50	1.07	5.00	173	4.55	0.80	5.00	78	4.37	0.94	5.00	

9 - Students are encouraged to express their own ideas and/or question the instructor												
Response Option		Weight	Frequency	Percent	Percent Responses			Means				
Strongly Agree		(5)	7	87.5%				4.88	4.61	4.50		
Agree		(4)	1	12.5%								
Neutral		(3)	0	0%								
Disagree		(2)	0	0%								
Strongly disagree		(1)	0	0%								
					0	25	50	75	100	Instructor	School Aggregate	Department Aggregate
Return Rate	Mean	STD	Median	School Aggregate	Mean	STD	Median	Department Aggregate	Mean	STD	Median	
8/14 (57.14%)	4.88	0.35	5.00	167	4.61	0.72	5.00	72	4.50	0.89	5.00	

10 - Overall, this course is very good												
Response Option		Weight	Frequency	Percent	Percent Responses			Means				
Strongly Agree		(5)	6	75%				4.63	4.51	4.38		
Agree		(4)	1	12.5%								
Neutral		(3)	1	12.5%								
Disagree		(2)	0	0%								
Strongly disagree		(1)	0	0%								
					0	25	50	75	100	Instructor	School Aggregate	Department Aggregate
Return Rate	Mean	STD	Median	School Aggregate	Mean	STD	Median	Department Aggregate	Mean	STD	Median	
8/14 (57.14%)	4.63	0.74	5.00	167	4.51	0.77	5.00	73	4.38	0.94	5.00	

Woodbury University
2017 Summer Course Evaluation

Course: 2017_SUMMER_MGMT.3703.BU: 2017_SUMMER_MGMT.3703.BU

Instructor: Nathan Garrett *

11 - Overall, this instructor is very good

Nathan Garrett

Response Option	Weight	Frequency	Percent	Percent Responses				Means			
Strongly Agree	(5)	7	87.5%					4.75	4.57	4.40	
Agree	(4)	0	0%								
Neutral	(3)	1	12.5%								
Disagree	(2)	0	0%								
Strongly disagree	(1)	0	0%								
				0	25	50	75	100	Instructor	School Aggregate	Department Aggregate
Return Rate	Mean	STD	Median	School Aggregate	Mean	STD	Median	Department Aggregate	Mean	STD	Median
8/14 (57.14%)	4.75	0.71	5.00	173	4.57	0.77	5.00	78	4.40	0.94	5.00

12 - The course workload is

Response Option	Weight	Frequency	Percent	Percent Responses				Means			
Extremely heavy	(5)	1	12.5%					3.25	3.38	3.41	
Heavy	(4)	0	0%								
Appropriate	(3)	7	87.5%								
Light	(2)	0	0%								
Extremely light	(1)	0	0%								
				0	25	50	75	100	Instructor	School Aggregate	Department Aggregate
Return Rate	Mean	STD	Median	School Aggregate	Mean	STD	Median	Department Aggregate	Mean	STD	Median
8/14 (57.14%)	3.25	0.71	3.00	168	3.38	0.65	3.00	73	3.41	0.72	3.00

13 - Do you have any other recommendations?

Return Rate	0/14 (0%)
--------------------	-----------

Woodbury University

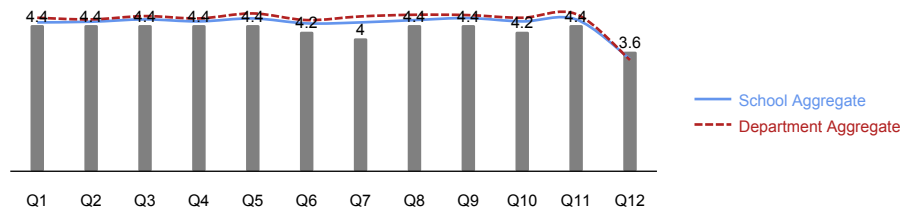
2017 Summer Course Evaluation

Course: 2017_SUMMER_WMBA.509.BU: 2017_SUMMER_WMBA.509.BU

Instructor: Nathan Garrett *

At A Glance : At a Glance Report

- Strongly Agree
- Agree
- Neutral
- Disagree
- Strongly disagree



- Q1 - I find the course intellectually challenging and stimulating
- Q2 - I learned and now understand the course materials
- Q3 - Instructor has a genuine interest in individual students
- Q4 - Instructor is adequately accessible to students after class or during office hours
- Q5 - Instructor is enthusiastic about teaching the course
- Q6 - Feedback on coursework, including examinations and graded materials, is valuable
- Q7 - Methods of evaluating student work are fair and appropriate
- Q8 - The instructor is well prepared and explains material carefully
- Q9 - Students are encouraged to express their own ideas and/or question the instructor
- Q10 - Overall, this course is very good
- Q11 - Overall, this instructor is very good
- Q12 - The course workload is

1 - I find the course intellectually challenging and stimulating

Response Option	Weight	Frequency	Percent	Percent Responses				Means			
Strongly Agree	(5)	3	60%					4.40	4.48	4.62	
Agree	(4)	1	20%					Instructor	School Aggregate	Department Aggregate	
Neutral	(3)	1	20%								
Disagree	(2)	0	0%								
Strongly disagree	(1)	0	0%								
Return Rate	Mean	STD	Median	School Aggregate	Mean	STD	Median	Department Aggregate	Mean	STD	Median
5/8 (62.5%)	4.40	0.89	5.00	168	4.48	0.77	5.00	91	4.62	0.61	5.00

2 - I learned and now understand the course materials

Response Option	Weight	Frequency	Percent	Percent Responses				Means			
Strongly Agree	(5)	3	60%					4.40	4.50	4.57	
Agree	(4)	1	20%					Instructor	School Aggregate	Department Aggregate	
Neutral	(3)	1	20%								
Disagree	(2)	0	0%								
Strongly disagree	(1)	0	0%								
Return Rate	Mean	STD	Median	School Aggregate	Mean	STD	Median	Department Aggregate	Mean	STD	Median
5/8 (62.5%)	4.40	0.89	5.00	167	4.50	0.76	5.00	91	4.57	0.65	5.00

• This course was the most challenging (in a good way) and the most informative

Woodbury University

2017 Summer Course Evaluation

Course: 2017_SUMMER_WMBA.509.BU: 2017_SUMMER_WMBA.509.BU

Instructor: Nathan Garrett *

3 - Instructor has a genuine interest in individual students													
Nathan Garrett													
Response Option	Weight	Frequency	Percent	Percent Responses					Means				
Strongly Agree	(5)	3	60%						4.40	4.57	4.67		
Agree	(4)	1	20%										
Neutral	(3)	1	20%										
Disagree	(2)	0	0%										
Strongly disagree	(1)	0	0%										
				0	25	50	75	100	Instructor	School Aggregate	Department Aggregate		
Return Rate	Mean	STD	Median	School Aggregate	Mean	STD	Median	Department Aggregate	Mean	STD	Median		
5/8 (62.5%)	4.40	0.89	5.00	173	4.57	0.76	5.00	91	4.67	0.60	5.00		

4 - Instructor is adequately accessible to students after class or during office hours													
Nathan Garrett													
Response Option	Weight	Frequency	Percent	Percent Responses					Means				
Strongly Agree	(5)	3	60%						4.40	4.51	4.60		
Agree	(4)	1	20%										
Neutral	(3)	1	20%										
Disagree	(2)	0	0%										
Strongly disagree	(1)	0	0%										
				0	25	50	75	100	Instructor	School Aggregate	Department Aggregate		
Return Rate	Mean	STD	Median	School Aggregate	Mean	STD	Median	Department Aggregate	Mean	STD	Median		
5/8 (62.5%)	4.40	0.89	5.00	172	4.51	0.78	5.00	91	4.60	0.65	5.00		

5 - Instructor is enthusiastic about teaching the course													
Nathan Garrett													
Response Option	Weight	Frequency	Percent	Percent Responses					Means				
Strongly Agree	(5)	3	60%						4.40	4.60	4.75		
Agree	(4)	1	20%										
Neutral	(3)	1	20%										
Disagree	(2)	0	0%										
Strongly disagree	(1)	0	0%										
				0	25	50	75	100	Instructor	School Aggregate	Department Aggregate		
Return Rate	Mean	STD	Median	School Aggregate	Mean	STD	Median	Department Aggregate	Mean	STD	Median		
5/8 (62.5%)	4.40	0.89	5.00	173	4.60	0.73	5.00	91	4.75	0.53	5.00		

• Always well-prepared, always provided interesting and most importantly useful and practical tasks

6 - Feedback on coursework, including examinations and graded materials, is valuable													
Response Option	Weight	Frequency	Percent	Percent Responses					Means				
Strongly Agree	(5)	3	60%						4.20	4.45	4.55		
Agree	(4)	0	0%										
Neutral	(3)	2	40%										
Disagree	(2)	0	0%										
Strongly disagree	(1)	0	0%										
				0	25	50	75	100	Instructor	School Aggregate	Department Aggregate		
Return Rate	Mean	STD	Median	School Aggregate	Mean	STD	Median	Department Aggregate	Mean	STD	Median		
5/8 (62.5%)	4.20	1.10	5.00	166	4.45	0.87	5.00	89	4.55	0.78	5.00		

• Very fair, not easy to please and demanding, and it all made sense

Woodbury University

2017 Summer Course Evaluation

Course: 2017_SUMMER_WMBA.509.BU: 2017_SUMMER_WMBA.509.BU

Instructor: Nathan Garrett *

7 - Methods of evaluating student work are fair and appropriate

Response Option	Weight	Frequency	Percent	Percent Responses	Means						
Strongly Agree	(5)	2	40%			4.00	4.48	4.66			
Agree	(4)	1	20%								
Neutral	(3)	2	40%								
Disagree	(2)	0	0%								
Strongly disagree	(1)	0	0%								
				0 25 50 75 100	Instructor	School Aggregate	Department Aggregate				
Return Rate	Mean	STD	Median	School Aggregate	Mean	STD	Median	Department Aggregate	Mean	STD	Median
5/8 (62.5%)	4.00	1.00	4.00	167	4.48	0.88	5.00	91	4.66	0.62	5.00

• A little challenging to please, however agreed with most of it

8 - The instructor is well prepared and explains material carefully

Nathan Garrett

Response Option	Weight	Frequency	Percent	Percent Responses	Means						
Strongly Agree	(5)	3	60%			4.40	4.55	4.71			
Agree	(4)	1	20%								
Neutral	(3)	1	20%								
Disagree	(2)	0	0%								
Strongly disagree	(1)	0	0%								
				0 25 50 75 100	Instructor	School Aggregate	Department Aggregate				
Return Rate	Mean	STD	Median	School Aggregate	Mean	STD	Median	Department Aggregate	Mean	STD	Median
5/8 (62.5%)	4.40	0.89	5.00	173	4.55	0.80	5.00	91	4.71	0.64	5.00

• Always! Great teacher and a great person. Need more instructors like him.

9 - Students are encouraged to express their own ideas and/or question the instructor

Response Option	Weight	Frequency	Percent	Percent Responses	Means						
Strongly Agree	(5)	3	60%			4.40	4.61	4.70			
Agree	(4)	1	20%								
Neutral	(3)	1	20%								
Disagree	(2)	0	0%								
Strongly disagree	(1)	0	0%								
				0 25 50 75 100	Instructor	School Aggregate	Department Aggregate				
Return Rate	Mean	STD	Median	School Aggregate	Mean	STD	Median	Department Aggregate	Mean	STD	Median
5/8 (62.5%)	4.40	0.89	5.00	167	4.61	0.72	5.00	91	4.70	0.55	5.00

• Felt very comfortable to ask for help when needed. Very kind and responsive.

10 - Overall, this course is very good

Response Option	Weight	Frequency	Percent	Percent Responses	Means						
Strongly Agree	(5)	3	60%			4.20	4.51	4.62			
Agree	(4)	0	0%								
Neutral	(3)	2	40%								
Disagree	(2)	0	0%								
Strongly disagree	(1)	0	0%								
				0 25 50 75 100	Instructor	School Aggregate	Department Aggregate				
Return Rate	Mean	STD	Median	School Aggregate	Mean	STD	Median	Department Aggregate	Mean	STD	Median
5/8 (62.5%)	4.20	1.10	5.00	167	4.51	0.77	5.00	90	4.62	0.59	5.00

• Learned from zero and will be able to apply at work...

Woodbury University
2017 Summer Course Evaluation

Course: 2017_SUMMER_WMBA.509.BU: 2017_SUMMER_WMBA.509.BU

Instructor: Nathan Garrett *

11 - Overall, this instructor is very good

Nathan Garrett

Response Option	Weight	Frequency	Percent	Percent Responses			Means				
Strongly Agree	(5)	3	60%				4.40	4.57	4.73		
Agree	(4)	1	20%								
Neutral	(3)	1	20%								
Disagree	(2)	0	0%								
Strongly disagree	(1)	0	0%								
				0	25	50	75	100	Instructor	School Aggregate	Department Aggregate
Return Rate	Mean	STD	Median	School Aggregate	Mean	STD	Median	Department Aggregate	Mean	STD	Median
5/8 (62.5%)	4.40	0.89	5.00	173	4.57	0.77	5.00	91	4.73	0.56	5.00

- Dr. Garrett comes to class prepared. He has very good time and class management skills and I have learned a great deal from him.
- One of the best!

12 - The course workload is

Response Option	Weight	Frequency	Percent	Percent Responses			Means				
Extremely heavy	(5)	1	20%				3.60	3.38	3.35		
Heavy	(4)	1	20%								
Appropriate	(3)	3	60%								
Light	(2)	0	0%								
Extremely light	(1)	0	0%								
				0	25	50	75	100	Instructor	School Aggregate	Department Aggregate
Return Rate	Mean	STD	Median	School Aggregate	Mean	STD	Median	Department Aggregate	Mean	STD	Median
5/8 (62.5%)	3.60	0.89	3.00	168	3.38	0.65	3.00	91	3.35	0.60	3.00

13 - Do you have any other recommendations?

Return Rate 2/8 (25%)

- I believe this is a very useful course to take. I would gladly take a similar, more advanced course if available.
- I would keep everything the same. Its great as it is. Many thanks to Dr. Garrett for everything.