

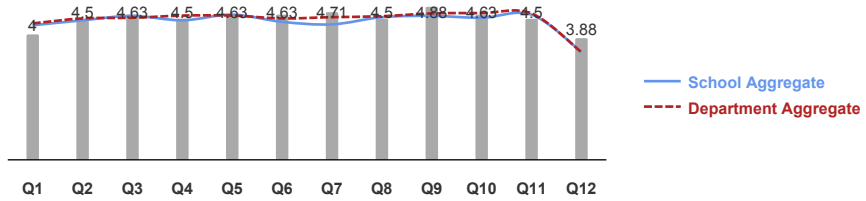
Woodbury University

2018 Summer Course Evaluation

Course: 2018_SUMMER_MGMT.336.BT: 2018_SUMMER_MGMT.336.BT
Instructor: Nathan Garrett *
Response Rate: 9/15 (60.00 %)

At A Glance : At a Glance Report

Strongly Agree
Agree
Neutral
Disagree
Strongly disagree



- Q1 - I find the course intellectually challenging and stimulating
- Q2 - I learned and now understand the course materials
- Q3 - Instructor has a genuine interest in individual students
- Q4 - Instructor is adequately accessible to students after class or during office hours
- Q5 - Instructor is enthusiastic about teaching the course
- Q6 - Feedback on coursework, including examinations and graded materials, is valuable
- Q7 - Methods of evaluating student work are fair and appropriate
- Q8 - The instructor is well prepared and explains material carefully
- Q9 - Students are encouraged to express their own ideas and/or question the instructor
- Q10 - Overall, this course is very good
- Q11 - Overall, this instructor is very good
- Q12 - The course workload is

1 - I find the course intellectually challenging and stimulating

Response Option	Weight	Frequency	Percent	Percent Responses	Means							
Strongly Agree	(5)	2	22.22%			4.00	4.29	4.35	Question	School Aggregate	Department Aggregate	
Agree	(4)	6	66.67%									
Neutral	(3)	0	0.00%									
Disagree	(2)	1	11.11%									
Strongly disagree	(1)	0	0.00%									
					0	25	50	100				
Response Rate	Mean	STD	Median	School Aggregate	Mean	STD	Median	Department Aggregate	Mean	STD	Median	
9/15 (60.00%)	4.00	0.87	4.00	95	4.29	0.76	4.00	43	4.35	0.75	4.00	

2 - I learned and now understand the course materials

Response Option	Weight	Frequency	Percent	Percent Responses	Means							
Strongly Agree	(5)	5	62.50%			4.50	4.45	4.51	Question	School Aggregate	Department Aggregate	
Agree	(4)	2	25.00%									
Neutral	(3)	1	12.50%									
Disagree	(2)	0	0.00%									
Strongly disagree	(1)	0	0.00%									
					0	25	50	100				
Response Rate	Mean	STD	Median	School Aggregate	Mean	STD	Median	Department Aggregate	Mean	STD	Median	
8/15 (53.33%)	4.50	0.76	5.00	95	4.45	0.66	5.00	43	4.51	0.67	5.00	

Woodbury University
2018 Summer Course Evaluation

Course: 2018_SUMMER_MGMT.336.BT: 2018_SUMMER_MGMT.336.BT
Instructor: Nathan Garrett *
Response Rate: 9/15 (60.00 %)

3 - Instructor has a genuine interest in individual students													
Nathan Garrett													
Response Option		Weight	Frequency	Percent	Percent Responses	Means							
Strongly Agree		(5)	6	75.00%		4.63	4.59	4.53					
Agree		(4)	1	12.50%									
Neutral		(3)	1	12.50%									
Disagree		(2)	0	0.00%									
Strongly disagree		(1)	0	0.00%									
					0 25 50 100	Question	School Aggregate	Department Aggregate					
Response Rate	Mean	STD	Median	School Aggregate	Mean	STD	Median	Department Aggregate	Mean	STD	Median		
8/15 (53.33%)	4.63	0.74	5.00	95	4.59	0.68	5.00	43	4.53	0.74	5.00		

4 - Instructor is adequately accessible to students after class or during office hours													
Nathan Garrett													
Response Option		Weight	Frequency	Percent	Percent Responses	Means							
Strongly Agree		(5)	5	62.50%		4.50	4.45	4.60					
Agree		(4)	2	25.00%									
Neutral		(3)	1	12.50%									
Disagree		(2)	0	0.00%									
Strongly disagree		(1)	0	0.00%									
					0 25 50 100	Question	School Aggregate	Department Aggregate					
Response Rate	Mean	STD	Median	School Aggregate	Mean	STD	Median	Department Aggregate	Mean	STD	Median		
8/15 (53.33%)	4.50	0.76	5.00	95	4.45	0.70	5.00	43	4.60	0.66	5.00		

5 - Instructor is enthusiastic about teaching the course													
Nathan Garrett													
Response Option		Weight	Frequency	Percent	Percent Responses	Means							
Strongly Agree		(5)	6	75.00%		4.63	4.63	4.60					
Agree		(4)	1	12.50%									
Neutral		(3)	1	12.50%									
Disagree		(2)	0	0.00%									
Strongly disagree		(1)	0	0.00%									
					0 25 50 100	Question	School Aggregate	Department Aggregate					
Response Rate	Mean	STD	Median	School Aggregate	Mean	STD	Median	Department Aggregate	Mean	STD	Median		
8/15 (53.33%)	4.63	0.74	5.00	93	4.63	0.64	5.00	43	4.60	0.66	5.00		

6 - Feedback on coursework, including examinations and graded materials, is valuable													
Nathan Garrett													
Response Option		Weight	Frequency	Percent	Percent Responses	Means							
Strongly Agree		(5)	7	87.50%		4.63	4.40	4.51					
Agree		(4)	0	0.00%									
Neutral		(3)	0	0.00%									
Disagree		(2)	1	12.50%									
Strongly disagree		(1)	0	0.00%									
					0 25 50 100	Question	School Aggregate	Department Aggregate					
Response Rate	Mean	STD	Median	School Aggregate	Mean	STD	Median	Department Aggregate	Mean	STD	Median		
8/15 (53.33%)	4.63	1.06	5.00	94	4.40	0.81	5.00	43	4.51	0.74	5.00		

Woodbury University
2018 Summer Course Evaluation

Course: 2018_SUMMER_MGMT.336.BT: 2018_SUMMER_MGMT.336.BT
Instructor: Nathan Garrett *
Response Rate: 9/15 (60.00 %)

7 - Methods of evaluating student work are fair and appropriate															
Response Option				Weight	Frequency	Percent	Percent Responses	Means							
Strongly Agree				(5)	5	71.43%		4.71	4.32	4.55					
Agree				(4)	2	28.57%									
Neutral				(3)	0	0.00%									
Disagree				(2)	0	0.00%									
Strongly disagree				(1)	0	0.00%									
							0	25	50	100	Question	School Aggregate	Department Aggregate		
Response Rate	Mean	STD	Median	School Aggregate	Mean	STD	Median	Department Aggregate	Mean	STD	Median				
7/15 (46.67%)	4.71	0.49	5.00	94	4.32	0.87	5.00	42	4.55	0.71	5.00				

8 - The instructor is well prepared and explains material carefully															
Nathan Garrett															
Response Option				Weight	Frequency	Percent	Percent Responses	Means							
Strongly Agree				(5)	5	62.50%		4.50	4.55	4.58					
Agree				(4)	2	25.00%									
Neutral				(3)	1	12.50%									
Disagree				(2)	0	0.00%									
Strongly disagree				(1)	0	0.00%									
							0	25	50	100	Question	School Aggregate	Department Aggregate		
Response Rate	Mean	STD	Median	School Aggregate	Mean	STD	Median	Department Aggregate	Mean	STD	Median				
8/15 (53.33%)	4.50	0.76	5.00	95	4.55	0.71	5.00	43	4.58	0.70	5.00				

9 - Students are encouraged to express their own ideas and/or question the instructor															
Response Option				Weight	Frequency	Percent	Percent Responses	Means							
Strongly Agree				(5)	7	87.50%		4.88	4.59	4.67					
Agree				(4)	1	12.50%									
Neutral				(3)	0	0.00%									
Disagree				(2)	0	0.00%									
Strongly disagree				(1)	0	0.00%									
							0	25	50	100	Question	School Aggregate	Department Aggregate		
Response Rate	Mean	STD	Median	School Aggregate	Mean	STD	Median	Department Aggregate	Mean	STD	Median				
8/15 (53.33%)	4.88	0.35	5.00	94	4.59	0.65	5.00	43	4.67	0.61	5.00				

10 - Overall, this course is very good															
Response Option				Weight	Frequency	Percent	Percent Responses	Means							
Strongly Agree				(5)	5	62.50%		4.63	4.53	4.68					
Agree				(4)	3	37.50%									
Neutral				(3)	0	0.00%									
Disagree				(2)	0	0.00%									
Strongly disagree				(1)	0	0.00%									
							0	25	50	100	Question	School Aggregate	Department Aggregate		
Response Rate	Mean	STD	Median	School Aggregate	Mean	STD	Median	Department Aggregate	Mean	STD	Median				
8/15 (53.33%)	4.63	0.52	5.00	92	4.53	0.65	5.00	40	4.68	0.53	5.00				

Woodbury University

2018 Summer Course Evaluation

Course: 2018_SUMMER_MGMT.336.BT: 2018_SUMMER_MGMT.336.BT
Instructor: Nathan Garrett *
Response Rate: 9/15 (60.00 %)

11 - Overall, this instructor is very good

Nathan Garrett

Response Option	Weight	Frequency	Percent	Percent Responses	Means						
Strongly Agree	(5)	5	62.50%			4.50	4.63	4.67			
Agree	(4)	2	25.00%								
Neutral	(3)	1	12.50%								
Disagree	(2)	0	0.00%								
Strongly disagree	(1)	0	0.00%								
0 25 50 100					Question	School Aggregate	Department Aggregate				
Response Rate	Mean	STD	Median	School Aggregate	Mean	STD	Median	Department Aggregate	Mean	STD	Median
8/15 (53.33%)	4.50	0.76	5.00	94	4.63	0.67	5.00	42	4.67	0.57	5.00

• Very considerate. He would go above and beyond so that the students understand the material. Very straight forward. I like that he takes feedback from the students in almost every class.

12 - The course workload is

Response Option	Weight	Frequency	Percent	Percent Responses	Means						
Extremely heavy	(5)	2	25.00%			3.88	3.44	3.43			
Heavy	(4)	3	37.50%								
Appropriate	(3)	3	37.50%								
Light	(2)	0	0.00%								
Extremely light	(1)	0	0.00%								
0 25 50 100					Question	School Aggregate	Department Aggregate				
Response Rate	Mean	STD	Median	School Aggregate	Mean	STD	Median	Department Aggregate	Mean	STD	Median
8/15 (53.33%)	3.88	0.83	4.00	94	3.44	0.70	3.00	42	3.43	0.70	3.00

13 - Do you have any other recommendations?

Response Rate 2/15 (13.33%)

- You're doing amazing sweetie
- the course work is heavy however the professor is more than happy to help with any issues! enjoyed the class and was very grateful for the ability to use notes during quizzes or exams

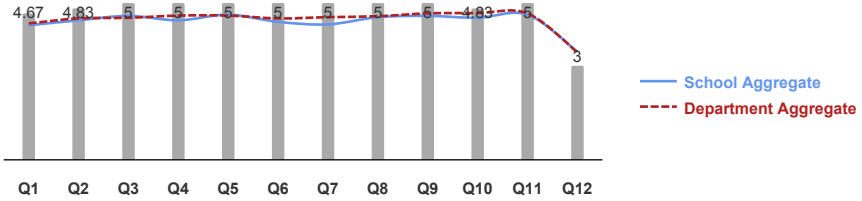
Woodbury University

2018 Summer Course Evaluation

Course: 2018_SUMMER_MGMT.483.A1: 2018_SUMMER_MGMT.483.A1
Instructor: Nathan Garrett *
Response Rate: 6/13 (46.15 %)

At A Glance : At a Glance Report

Strongly Agree
Agree
Neutral
Disagree
Strongly disagree



- Q1 - I find the course intellectually challenging and stimulating
- Q2 - I learned and now understand the course materials
- Q3 - Instructor has a genuine interest in individual students
- Q4 - Instructor is adequately accessible to students after class or during office hours
- Q5 - Instructor is enthusiastic about teaching the course
- Q6 - Feedback on coursework, including examinations and graded materials, is valuable
- Q7 - Methods of evaluating student work are fair and appropriate
- Q8 - The instructor is well prepared and explains material carefully
- Q9 - Students are encouraged to express their own ideas and/or question the instructor
- Q10 - Overall, this course is very good
- Q11 - Overall, this instructor is very good
- Q12 - The course workload is

1 - I find the course intellectually challenging and stimulating

Response Option	Weight	Frequency	Percent	Percent Responses	Means								
Strongly Agree	(5)	4	66.67%		4.67	4.29	4.35						
Agree	(4)	2	33.33%										
Neutral	(3)	0	0.00%										
Disagree	(2)	0	0.00%										
Strongly disagree	(1)	0	0.00%										
					0	25	50	100	Question	School Aggregate	Department Aggregate		
Response Rate	Mean	STD	Median	School Aggregate	Mean	STD	Median	Department Aggregate	Mean	STD	Median		
6/13 (46.15%)	4.67	0.52	5.00	95	4.29	0.76	4.00	43	4.35	0.75	4.00		

2 - I learned and now understand the course materials

Response Option	Weight	Frequency	Percent	Percent Responses	Means								
Strongly Agree	(5)	5	83.33%		4.83	4.45	4.51						
Agree	(4)	1	16.67%										
Neutral	(3)	0	0.00%										
Disagree	(2)	0	0.00%										
Strongly disagree	(1)	0	0.00%										
					0	25	50	100	Question	School Aggregate	Department Aggregate		
Response Rate	Mean	STD	Median	School Aggregate	Mean	STD	Median	Department Aggregate	Mean	STD	Median		
6/13 (46.15%)	4.83	0.41	5.00	95	4.45	0.66	5.00	43	4.51	0.67	5.00		

Woodbury University
2018 Summer Course Evaluation

Course: 2018_SUMMER_MGMT.483.A1: 2018_SUMMER_MGMT.483.A1
Instructor: Nathan Garrett *
Response Rate: 6/13 (46.15 %)

3 - Instructor has a genuine interest in individual students													
Nathan Garrett													
Response Option		Weight	Frequency	Percent	Percent Responses			Means					
Strongly Agree		(5)	6	100.00%	-----			5.00	4.59	4.53			
Agree		(4)	0	0.00%									
Neutral		(3)	0	0.00%									
Disagree		(2)	0	0.00%									
Strongly disagree		(1)	0	0.00%									
					0	25	50	100	Question	School Aggregate	Department Aggregate		
Response Rate	Mean	STD	Median	School Aggregate	Mean	STD	Median	Department Aggregate	Mean	STD	Median		
6/13 (46.15%)	5.00	0.00	5.00	95	4.59	0.68	5.00	43	4.53	0.74	5.00		

4 - Instructor is adequately accessible to students after class or during office hours													
Nathan Garrett													
Response Option		Weight	Frequency	Percent	Percent Responses			Means					
Strongly Agree		(5)	6	100.00%	-----			5.00	4.45	4.60			
Agree		(4)	0	0.00%									
Neutral		(3)	0	0.00%									
Disagree		(2)	0	0.00%									
Strongly disagree		(1)	0	0.00%									
					0	25	50	100	Question	School Aggregate	Department Aggregate		
Response Rate	Mean	STD	Median	School Aggregate	Mean	STD	Median	Department Aggregate	Mean	STD	Median		
6/13 (46.15%)	5.00	0.00	5.00	95	4.45	0.70	5.00	43	4.60	0.66	5.00		

5 - Instructor is enthusiastic about teaching the course													
Nathan Garrett													
Response Option		Weight	Frequency	Percent	Percent Responses			Means					
Strongly Agree		(5)	6	100.00%	-----			5.00	4.63	4.60			
Agree		(4)	0	0.00%									
Neutral		(3)	0	0.00%									
Disagree		(2)	0	0.00%									
Strongly disagree		(1)	0	0.00%									
					0	25	50	100	Question	School Aggregate	Department Aggregate		
Response Rate	Mean	STD	Median	School Aggregate	Mean	STD	Median	Department Aggregate	Mean	STD	Median		
6/13 (46.15%)	5.00	0.00	5.00	93	4.63	0.64	5.00	43	4.60	0.66	5.00		

6 - Feedback on coursework, including examinations and graded materials, is valuable													
Nathan Garrett													
Response Option		Weight	Frequency	Percent	Percent Responses			Means					
Strongly Agree		(5)	6	100.00%	-----			5.00	4.40	4.51			
Agree		(4)	0	0.00%									
Neutral		(3)	0	0.00%									
Disagree		(2)	0	0.00%									
Strongly disagree		(1)	0	0.00%									
					0	25	50	100	Question	School Aggregate	Department Aggregate		
Response Rate	Mean	STD	Median	School Aggregate	Mean	STD	Median	Department Aggregate	Mean	STD	Median		
6/13 (46.15%)	5.00	0.00	5.00	94	4.40	0.81	5.00	43	4.51	0.74	5.00		

Woodbury University
2018 Summer Course Evaluation

Course: 2018_SUMMER_MGMT.483.A1: 2018_SUMMER_MGMT.483.A1
Instructor: Nathan Garrett *
Response Rate: 6/13 (46.15 %)

7 - Methods of evaluating student work are fair and appropriate												
Response Option		Weight	Frequency	Percent	Percent Responses			Means				
Strongly Agree		(5)	6	100.00%								
Agree		(4)	0	0.00%								
Neutral		(3)	0	0.00%								
Disagree		(2)	0	0.00%								
Strongly disagree		(1)	0	0.00%								
					0	25	50	100	Question	School Aggregate	Department Aggregate	
Response Rate	Mean	STD	Median	School Aggregate	Mean	STD	Median	Department Aggregate	Mean	STD	Median	
6/13 (46.15%)	5.00	0.00	5.00	94	4.32	0.87	5.00	42	4.55	0.71	5.00	

8 - The instructor is well prepared and explains material carefully												
Nathan Garrett												
Response Option		Weight	Frequency	Percent	Percent Responses			Means				
Strongly Agree		(5)	6	100.00%								
Agree		(4)	0	0.00%								
Neutral		(3)	0	0.00%								
Disagree		(2)	0	0.00%								
Strongly disagree		(1)	0	0.00%								
					0	25	50	100	Question	School Aggregate	Department Aggregate	
Response Rate	Mean	STD	Median	School Aggregate	Mean	STD	Median	Department Aggregate	Mean	STD	Median	
6/13 (46.15%)	5.00	0.00	5.00	95	4.55	0.71	5.00	43	4.58	0.70	5.00	

9 - Students are encouraged to express their own ideas and/or question the instructor												
Response Option		Weight	Frequency	Percent	Percent Responses			Means				
Strongly Agree		(5)	6	100.00%								
Agree		(4)	0	0.00%								
Neutral		(3)	0	0.00%								
Disagree		(2)	0	0.00%								
Strongly disagree		(1)	0	0.00%								
					0	25	50	100	Question	School Aggregate	Department Aggregate	
Response Rate	Mean	STD	Median	School Aggregate	Mean	STD	Median	Department Aggregate	Mean	STD	Median	
6/13 (46.15%)	5.00	0.00	5.00	94	4.59	0.65	5.00	43	4.67	0.61	5.00	

10 - Overall, this course is very good												
Response Option		Weight	Frequency	Percent	Percent Responses			Means				
Strongly Agree		(5)	5	83.33%								
Agree		(4)	1	16.67%								
Neutral		(3)	0	0.00%								
Disagree		(2)	0	0.00%								
Strongly disagree		(1)	0	0.00%								
					0	25	50	100	Question	School Aggregate	Department Aggregate	
Response Rate	Mean	STD	Median	School Aggregate	Mean	STD	Median	Department Aggregate	Mean	STD	Median	
6/13 (46.15%)	4.83	0.41	5.00	92	4.53	0.65	5.00	40	4.68	0.53	5.00	

Woodbury University

2018 Summer Course Evaluation

Course: 2018_SUMMER_MGMT.483.A1: 2018_SUMMER_MGMT.483.A1
Instructor: Nathan Garrett *
Response Rate: 6/13 (46.15 %)

11 - Overall, this instructor is very good

Nathan Garrett

Response Option	Weight	Frequency	Percent	Percent Responses	Means						
Strongly Agree	(5)	6	100.00%		5.00	4.63	4.67				
Agree	(4)	0	0.00%								
Neutral	(3)	0	0.00%								
Disagree	(2)	0	0.00%								
Strongly disagree	(1)	0	0.00%								
				0 25 50 100	Question	School Aggregate	Department Aggregate				
Response Rate	Mean	STD	Median	School Aggregate	Mean	STD	Median	Department Aggregate	Mean	STD	Median
6/13 (46.15%)	5.00	0.00	5.00	94	4.63	0.67	5.00	42	4.67	0.57	5.00

12 - The course workload is

Response Option	Weight	Frequency	Percent	Percent Responses	Means						
Extremely heavy	(5)	0	0.00%								
Heavy	(4)	0	0.00%								
Appropriate	(3)	6	100.00%		3.00	3.44	3.43				
Light	(2)	0	0.00%								
Extremely light	(1)	0	0.00%								
				0 25 50 100	Question	School Aggregate	Department Aggregate				
Response Rate	Mean	STD	Median	School Aggregate	Mean	STD	Median	Department Aggregate	Mean	STD	Median
6/13 (46.15%)	3.00	0.00	3.00	94	3.44	0.70	3.00	42	3.43	0.70	3.00

13 - Do you have any other recommendations?

Response Rate 1/13 (7.69%)

• Fantastic class! Thanks again Professor Garrett

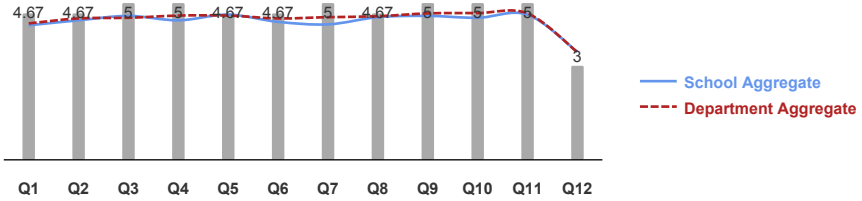
Woodbury University

2018 Summer Course Evaluation

Course: 2018_SUMMER_MGMT.3707.A1: 2018_SUMMER_MGMT.3707.A1
Instructor: Nathan Garrett *
Response Rate: 3/9 (33.33 %)

At A Glance : At a Glance Report

- Strongly Agree**
- Agree**
- Neutral**
- Disagree**
- Strongly disagree**



- Q1 - I find the course intellectually challenging and stimulating
- Q2 - I learned and now understand the course materials
- Q3 - Instructor has a genuine interest in individual students
- Q4 - Instructor is adequately accessible to students after class or during office hours
- Q5 - Instructor is enthusiastic about teaching the course
- Q6 - Feedback on coursework, including examinations and graded materials, is valuable
- Q7 - Methods of evaluating student work are fair and appropriate
- Q8 - The instructor is well prepared and explains material carefully
- Q9 - Students are encouraged to express their own ideas and/or question the instructor
- Q10 - Overall, this course is very good
- Q11 - Overall, this instructor is very good
- Q12 - The course workload is

1 - I find the course intellectually challenging and stimulating

Response Option	Weight	Frequency	Percent	Percent Responses	Means							
Strongly Agree	(5)	2	66.67%	<div style="width: 66.67%;"></div>	<div style="display: flex; justify-content: space-around;"> <div style="text-align: center;">4.67</div> <div style="text-align: center;">4.29</div> <div style="text-align: center;">4.35</div> </div>							
Agree	(4)	1	33.33%	<div style="width: 33.33%;"></div>								
Neutral	(3)	0	0.00%									
Disagree	(2)	0	0.00%									
Strongly disagree	(1)	0	0.00%									
0 25 50 100					Question	School Aggregate		Department Aggregate				
Response Rate	Mean	STD	Median	School Aggregate	Mean	STD	Median	Department Aggregate	Mean	STD	Median	
3/9 (33.33%)	4.67	0.58	5.00	95	4.29	0.76	4.00	43	4.35	0.75	4.00	

2 - I learned and now understand the course materials

Response Option	Weight	Frequency	Percent	Percent Responses	Means							
Strongly Agree	(5)	2	66.67%	<div style="width: 66.67%;"></div>	<div style="display: flex; justify-content: space-around;"> <div style="text-align: center;">4.67</div> <div style="text-align: center;">4.45</div> <div style="text-align: center;">4.51</div> </div>							
Agree	(4)	1	33.33%	<div style="width: 33.33%;"></div>								
Neutral	(3)	0	0.00%									
Disagree	(2)	0	0.00%									
Strongly disagree	(1)	0	0.00%									
0 25 50 100					Question	School Aggregate		Department Aggregate				
Response Rate	Mean	STD	Median	School Aggregate	Mean	STD	Median	Department Aggregate	Mean	STD	Median	
3/9 (33.33%)	4.67	0.58	5.00	95	4.45	0.66	5.00	43	4.51	0.67	5.00	

Woodbury University
2018 Summer Course Evaluation

Course: 2018_SUMMER_MGMT.3707.A1: 2018_SUMMER_MGMT.3707.A1
Instructor: Nathan Garrett *
Response Rate: 3/9 (33.33 %)

3 - Instructor has a genuine interest in individual students													
Nathan Garrett													
Response Option		Weight	Frequency	Percent	Percent Responses			Means					
Strongly Agree		(5)	3	100.00%				5.00	4.59	4.53			
Agree		(4)	0	0.00%									
Neutral		(3)	0	0.00%									
Disagree		(2)	0	0.00%									
Strongly disagree		(1)	0	0.00%									
					0	25	50	100	Question	School Aggregate	Department Aggregate		
Response Rate	Mean	STD	Median	School Aggregate	Mean	STD	Median	Department Aggregate	Mean	STD	Median		
3/9 (33.33%)	5.00	0.00	5.00	95	4.59	0.68	5.00	43	4.53	0.74	5.00		

4 - Instructor is adequately accessible to students after class or during office hours													
Nathan Garrett													
Response Option		Weight	Frequency	Percent	Percent Responses			Means					
Strongly Agree		(5)	3	100.00%				5.00	4.45	4.60			
Agree		(4)	0	0.00%									
Neutral		(3)	0	0.00%									
Disagree		(2)	0	0.00%									
Strongly disagree		(1)	0	0.00%									
					0	25	50	100	Question	School Aggregate	Department Aggregate		
Response Rate	Mean	STD	Median	School Aggregate	Mean	STD	Median	Department Aggregate	Mean	STD	Median		
3/9 (33.33%)	5.00	0.00	5.00	95	4.45	0.70	5.00	43	4.60	0.66	5.00		

5 - Instructor is enthusiastic about teaching the course													
Nathan Garrett													
Response Option		Weight	Frequency	Percent	Percent Responses			Means					
Strongly Agree		(5)	2	66.67%				4.67	4.63	4.60			
Agree		(4)	1	33.33%									
Neutral		(3)	0	0.00%									
Disagree		(2)	0	0.00%									
Strongly disagree		(1)	0	0.00%									
					0	25	50	100	Question	School Aggregate	Department Aggregate		
Response Rate	Mean	STD	Median	School Aggregate	Mean	STD	Median	Department Aggregate	Mean	STD	Median		
3/9 (33.33%)	4.67	0.58	5.00	93	4.63	0.64	5.00	43	4.60	0.66	5.00		

6 - Feedback on coursework, including examinations and graded materials, is valuable													
Nathan Garrett													
Response Option		Weight	Frequency	Percent	Percent Responses			Means					
Strongly Agree		(5)	2	66.67%				4.67	4.40	4.51			
Agree		(4)	1	33.33%									
Neutral		(3)	0	0.00%									
Disagree		(2)	0	0.00%									
Strongly disagree		(1)	0	0.00%									
					0	25	50	100	Question	School Aggregate	Department Aggregate		
Response Rate	Mean	STD	Median	School Aggregate	Mean	STD	Median	Department Aggregate	Mean	STD	Median		
3/9 (33.33%)	4.67	0.58	5.00	94	4.40	0.81	5.00	43	4.51	0.74	5.00		

Woodbury University
2018 Summer Course Evaluation

Course: 2018_SUMMER_MGMT.3707.A1: 2018_SUMMER_MGMT.3707.A1
Instructor: Nathan Garrett *
Response Rate: 3/9 (33.33%)

7 - Methods of evaluating student work are fair and appropriate													
Response Option		Weight	Frequency	Percent	Percent Responses			Means					
Strongly Agree		(5)	3	100.00%				5.00	4.32	4.55			
Agree		(4)	0	0.00%									
Neutral		(3)	0	0.00%									
Disagree		(2)	0	0.00%									
Strongly disagree		(1)	0	0.00%									
					0	25	50	100	Question	School Aggregate	Department Aggregate		
Response Rate	Mean	STD	Median	School Aggregate	Mean	STD	Median	Department Aggregate	Mean	STD	Median		
3/9 (33.33%)	5.00	0.00	5.00	94	4.32	0.87	5.00	42	4.55	0.71	5.00		

8 - The instructor is well prepared and explains material carefully													
Nathan Garrett													
Response Option		Weight	Frequency	Percent	Percent Responses			Means					
Strongly Agree		(5)	2	66.67%				4.67	4.55	4.58			
Agree		(4)	1	33.33%									
Neutral		(3)	0	0.00%									
Disagree		(2)	0	0.00%									
Strongly disagree		(1)	0	0.00%									
					0	25	50	100	Question	School Aggregate	Department Aggregate		
Response Rate	Mean	STD	Median	School Aggregate	Mean	STD	Median	Department Aggregate	Mean	STD	Median		
3/9 (33.33%)	4.67	0.58	5.00	95	4.55	0.71	5.00	43	4.58	0.70	5.00		

9 - Students are encouraged to express their own ideas and/or question the instructor													
Response Option		Weight	Frequency	Percent	Percent Responses			Means					
Strongly Agree		(5)	3	100.00%				5.00	4.59	4.67			
Agree		(4)	0	0.00%									
Neutral		(3)	0	0.00%									
Disagree		(2)	0	0.00%									
Strongly disagree		(1)	0	0.00%									
					0	25	50	100	Question	School Aggregate	Department Aggregate		
Response Rate	Mean	STD	Median	School Aggregate	Mean	STD	Median	Department Aggregate	Mean	STD	Median		
3/9 (33.33%)	5.00	0.00	5.00	94	4.59	0.65	5.00	43	4.67	0.61	5.00		

10 - Overall, this course is very good													
Response Option		Weight	Frequency	Percent	Percent Responses			Means					
Strongly Agree		(5)	3	100.00%				5.00	4.53	4.68			
Agree		(4)	0	0.00%									
Neutral		(3)	0	0.00%									
Disagree		(2)	0	0.00%									
Strongly disagree		(1)	0	0.00%									
					0	25	50	100	Question	School Aggregate	Department Aggregate		
Response Rate	Mean	STD	Median	School Aggregate	Mean	STD	Median	Department Aggregate	Mean	STD	Median		
3/9 (33.33%)	5.00	0.00	5.00	92	4.53	0.65	5.00	40	4.68	0.53	5.00		

Woodbury University
2018 Summer Course Evaluation

Course: 2018_SUMMER_MGMT.3707.A1: 2018_SUMMER_MGMT.3707.A1
Instructor: Nathan Garrett *
Response Rate: 3/9 (33.33 %)

11 - Overall, this instructor is very good												
Nathan Garrett												
Response Option		Weight	Frequency	Percent	Percent Responses	Means						
Strongly Agree		(5)	3	100.00%								
Agree		(4)	0	0.00%								
Neutral		(3)	0	0.00%								
Disagree		(2)	0	0.00%								
Strongly disagree		(1)	0	0.00%								
					0	25	50	100	Question	School Aggregate	Department Aggregate	
Response Rate	Mean	STD	Median	School Aggregate	Mean	STD	Median	Department Aggregate	Mean	STD	Median	
3/9 (33.33%)	5.00	0.00	5.00	94	4.63	0.67	5.00	42	4.67	0.57	5.00	

12 - The course workload is												
Response Option		Weight	Frequency	Percent	Percent Responses	Means						
Extremely heavy		(5)	0	0.00%								
Heavy		(4)	0	0.00%								
Appropriate		(3)	3	100.00%								
Light		(2)	0	0.00%								
Extremely light		(1)	0	0.00%								
					0	25	50	100	Question	School Aggregate	Department Aggregate	
Response Rate	Mean	STD	Median	School Aggregate	Mean	STD	Median	Department Aggregate	Mean	STD	Median	
3/9 (33.33%)	3.00	0.00	3.00	94	3.44	0.70	3.00	42	3.43	0.70	3.00	

13 - Do you have any other recommendations?	
Response Rate	1/9 (11.11%)
• Fantastic Class! Thanks again Professor Garrett!	